

MAMA  
GREEN

SPECIFICATIONS 2024



# CONTENTS

## FURNITURE COLLECTIONS

AIKO 8	ALBATROSS 20	ALLUX 38	ANDY 52	BABBO 56	BAIA 62
BEGONIA 70	BIG DADDY 76	BONDI 82	BONO 92	BOULEVARD 96	DAISY 108
EKKA 138	ESTATE 146	GLYPH 158	HACIENDA 166	JAYDU 180	KAAT 184
MANDA 188	MAXXIMUS 192	MEIKA 204	MONO 208	NEW   MUNIA 212	OHANA 260
OLAF 270	NEW   PRADO 274	SATO   MATCH 284	STIZZY 288	STRIPE 300	TITAN 310
ZUDU 318	ZUPY 322				

## MISCELLANEOUS

AIKO Landscape 332	ARO Dividers 334	PILLOWS 336	ROOT Designed by Nature 340	SOL Y SOMBRA Shade Structures 342	SOMBRERO Shade Structures 352
--------------------------	------------------------	----------------	-----------------------------------	---	-------------------------------------

## MATERIALS

TEXTILES 380	SLING 386	BRAIDING 388	FIBER WEAVE 388	ROPE WEAVE 389	WEBBING 389
TEAK 390	HPL 391	METAL 392	PROTECTIVE COVERS 394	OUTDOOR CUSHION TECHNOLOGY 396	OUTDOOR SPACE SUGGESTIONS 397



# WE DESIGN

## **EAST MEETS WEST**

Belgian founder, Vincent Cantaert, inspires and leads a team of talented, cutting edge, globally educated and experienced Asian designers. Working together with veteran furniture engineers, the Mamagreen Design Lab is an integral part of our manufacturing facilities and one of the core pillars of our success.

The focus of our design philosophy is the discovery of a new harmony; a balance between shapes, textures and materials, a balance between each furniture piece and its surroundings, creating a space where mind and body can relax: the ultimate in outdoor luxury.

MAMAGREEN has earned numerous industry awards from the International Furniture Fair in Singapore, Design Excellence awards from the International Casual Furnishings Association (ICFA) including Best of Show, a Design Innovation award from the American Society of Interior Designers (ASID), and the prestigious German Design Award.

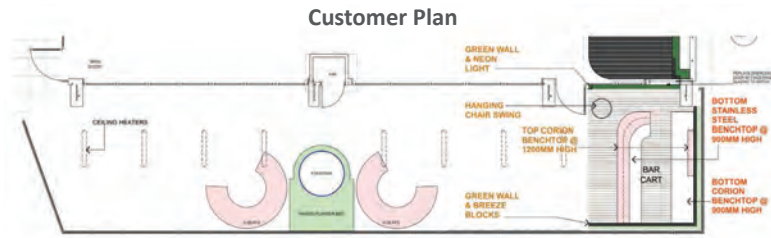


# WE MANUFACTURE

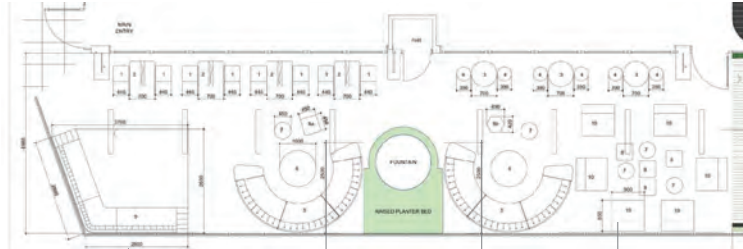
## **100% COMMITTED TO QUALITY**

Based out of our company owned, company operated manufacturing facility in Java, Indonesia, one of MAMAGREEN's greatest strengths is not being dependent on subcontractors. Our German trained management team has an in-depth knowledge of materials and production processes, creating unique furniture pieces that are tested for durability in any outdoor environment.

Our entire line is produced in-house by a team of more than 400 employees with a majority of processes and final finishes being completed by hand by skilled artists, along with dedicated precision tooling.



**MAMAGREEN Design Lab  
Products Plotting**



**Realization**



# WE CUSTOMIZE

## YOUR DESIGN MATTERS

Working daily with the design industry, we understand the uniqueness of each project. MAMAGREEN offers mix and match furniture designs in a variety of styles, materials and colors, and fully supports specifiers with tools such as 2D and 3D files, detailed spec sheets, material samples and personal customer support.

Our well-trained technical department can create precise renderings, provide COM-yardage and other technical information. Most furniture designs can be customized to fit specific spaces.



# WE CARE


## **OUR PEOPLE**

We have grown together with the people who started the Indonesian production facilities, through challenging and good times. Keeping the team motivated, is the result of creating perspective, continuous education and training and improving living standards; not only of the workers, but also their families. In-house safety and health measures are state-of-the-art, allowing our skilled artists to create unique furniture pieces.

## **OUR WORLD**

MAMAGREEN furniture is manufactured using a majority recycled or recyclable materials. More than 90% of the teak is carefully sourced from abandoned buildings, with the remainder coming from sustainably harvested teak.

It is our goal to create furniture pieces that last, selecting MAMAGREEN is making a conscious choice for style combined with durability.



**AIKO**

Design by Vincent Cantaert







AIKO LOUNGE modules can accommodate 2 to 20 people. There are endless options to match the required level of leisure and relaxation. The AIKO base is 85 x 110 cm, and can be used in either deep-seating or comfort mode. Very practical rolling side tables are available in 2 dimensions, plus a versatile coffee table, that can also be used as either a corner or end component. The AIKO chaise is a stand alone lounger, can become a double daybed or may be included in any modular combinations. Sofa, L or U-shape configurations are all possibilities.





**AIKO Comfort Module Armless**  
AIKO2 (Bolster Backrest) | AIKO2BC (Block Backrest)

<b>W</b>	44"	110 cm	Unit	1 / Box	
<b>D</b>	34"	85 cm	Volume	23 ft <sup>3</sup>	0.66 m <sup>3</sup>
<b>H</b>	24"	61 cm	Nett.	66 lb	30 kg
<b>SH</b>	14"	36 cm	Gross	79 lb	36 kg



**AIKO Deep Module Armless**  
AIKO1 (Bolster Backrest) | AIKO1BC (Block Backrest)

<b>W</b>	34"	85 cm	Unit	1 / Box	
<b>D</b>	44"	110 cm	Volume	24 ft <sup>3</sup>	0.67 m <sup>3</sup>
<b>H</b>	24"	61 cm	Nett.	62 lb	28 kg
<b>SH</b>	14"	36 cm	Gross	75 lb	34 kg

The upcycled teak matrix base highlights both naturally occurring, and handcrafted distress marks. The Drift-Look incorporates Original or Espresso finishing, and is assembled using traditional box-joints, crafted specifically for robust performance. Stunning Italian High Pressure Laminate (HPL) forms the back of the base, offered in either Alps White or Slate. Upholstery is made from the high density, easy maintenance Sailcloth fabric range, manufactured by best-in-class outdoor textile specialists, Sunbrella: choose color and pattern from Shadow, Sailor or Seagull Grey. The signature collection feature is a gorgeously thick bolster, providing optimal ergonomic support, and facilitating ultimate comfort in informal lounging.



**AIKO Lounger**  
AIKO6 (Bolster Backrest) | AIKO6BC (Block Backrest)

<b>L</b>	79"	200 cm	Unit	1 / Box	
<b>W</b>	34"	85 cm	Volume	42 ft <sup>3</sup>	1.19 m <sup>3</sup>
<b>H</b>	24"	61 cm	Nett.	88 lb	40 kg
<b>SH</b>	14"	36 cm	Gross	101 lb	46 kg



(optional)  
**AIKO Lounge Height Adjuster Set**  
(4 pcs/set)

AIK6B



**AIKO Rolling Table S**  
AIK20

<b>L</b>	17"	42 cm
<b>W</b>	17"	42 cm
<b>H</b>	20.5"	53 cm

Unit	1 / Box	
Volume	4 ft3	0.12 m3
Nett	22 lb	10 kg
Gross	29 lb	13 kg



**AIKO Rolling Table L**  
AIK21

<b>L</b>	34"	85 cm
<b>W</b>	17"	42 cm
<b>H</b>	20.5"	53 cm

Unit	1 / Box	
Volume	8 ft3	0.23 m3
Nett	40 lb	18 kg
Gross	51 lb	23 kg



**AIKO Multifit Table**  
AIK07

<b>L</b>	44"	110 cm
<b>W</b>	34"	85 cm
<b>H</b>	14"	36 cm

Unit	1 / Box	
Volume	14.5 ft3	0.41 m3
Nett	66 lb	30 kg
Gross	77 lb	35 kg



**AIKO Comfort Ottoman**  
AIK03

<b>W</b>	34"	85 cm
<b>D</b>	34"	85 cm
<b>H</b>	14"	36 cm

Unit	1 / Box	
Volume	11 ft3	0.32 m3
Nett	37 lb	17 kg
Gross	49 lb	22 kg



**AIKO Multifit Ottoman**  
AIK04

<b>W</b>	44"	110 cm
<b>D</b>	34"	85 cm
<b>H</b>	14"	36 cm

Unit	1 / Box	
Volume	14.5 ft3	0.41 m3
Nett	44 lb	20 kg
Gross	55 lb	25 kg



**AIKO Deep Ottoman**  
AIK05

<b>W</b>	44"	110 cm
<b>D</b>	44"	110 cm
<b>H</b>	14"	36 cm

Unit	1 / Box	
Volume	18 ft3	0.52 m3
Nett	51 lb	23 kg
Gross	64 lb	29 kg

## DRIFT-LOOK TEAK

MAMAGREEN drift-look teak is showcasing both natural and handmade distress marks. This 'extra-distressed', recycled teak is then finished, either 'as original', or in rich espresso.


Highly contemporary, texture-rich Drift-look teak is used in our iconic AIKO Collection.



**F37 - ESPRESSO FINISH**




**F36 - ORIGINAL FINISH**



FRAME  
Drift-look Teak

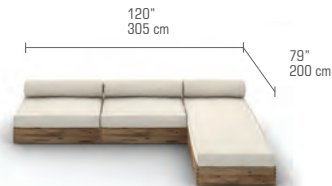
BACKREST / TABLE TOP  
HPL (High Pressure Laminate)

SUGGESTED CONFIGURATIONS




AIKCO-1 **AIKO Configuration 1**

(2X) AIK02 + AIK06



AIKCO-2 **AIKO Configuration 2**

(2X) AIK02 + AIK06



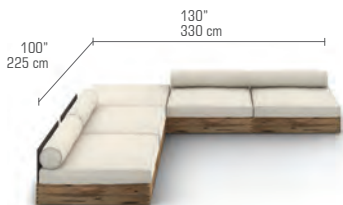
AIKCO-3 **AIKO Configuration 3**

(2X) AIK02 + AIK01 + AIK04



AIKCO-4 **AIKO Configuration 4**

(2X) AIK02 + AIK01 + AIK04



AIKCO-5 **AIKO Configuration 5**

(2X) AIK02 + (2X) AIK01 + AIK04



AIKCO-6 **AIKO Configuration 6**

(2X) AIK02 + (2X) AIK01 + AIK04



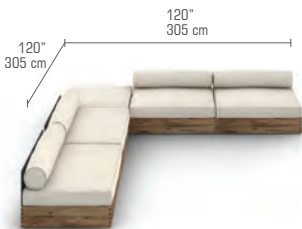
AIKCO-7 **AIKO Configuration 7**

(2X) AIK02 + (2X) AIK01 + AIK07 + AIK04



AIKCO-8 **AIKO Configuration 8**

(2X) AIK02 + (2X) AIK01 + AIK07 + AIK04



AIKCO-9 **AIKO Configuration 9**

(4X) AIK02 + AIK03



AIKCO-10 **AIKO Configuration 10**

(2X) AIK02 + (4X) AIK01 + (2X) AIK04

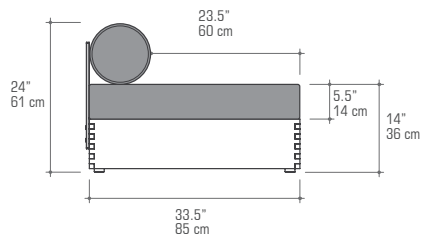


For the Aiko collection, we offer a memory outdoor foam core covered in a water-resistant barrier, therefore some water can remain trapped between the cover and the inner liner. Drying and airing separately, extends the longevity of the cushions. Storing the cushions vertically with the mesh at the bottom side, will improve air circulation.

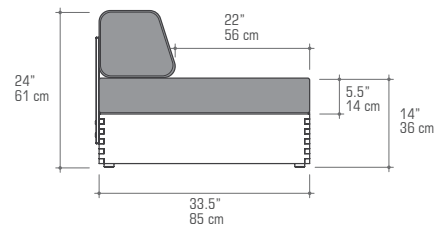
The purpose of the ventilation holes at the side of the cushions, is to avoid trapping air or “ballooning”.

Tip: enjoy your lounge furniture instantly after a rain-shower using protective covers, but remember to never cover wet cushions with a rain cover, especially for an extended period of time

#### Comfort Module

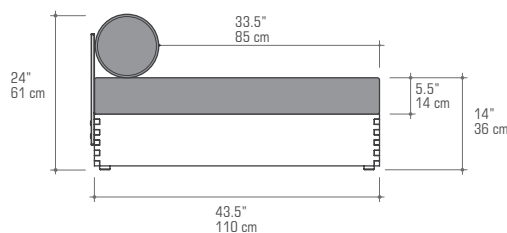


Bolster Backrest

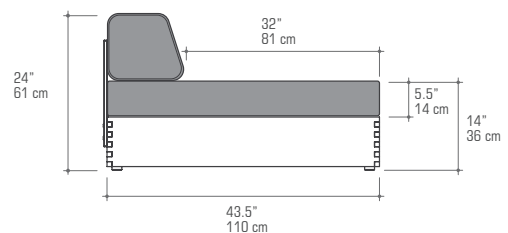


Block Backrest

#### Deep Module



Bolster Backrest



Block Backrest







**AIKO Dining Table**  
AIK51

<b>L</b>	94.5"   240 cm	Unit	2 Boxes	
<b>W</b>	38.5"   98 cm	Volume	22 ft <sup>3</sup>	0.63 m <sup>3</sup>
<b>H</b>	30"   76 cm	Nett	209 lb	95 kg
<b>CH</b>	27"   69 cm	Gross	240 lb	109 kg






**AIKO Dining Table**  
AIK50



<b>L</b>	118"   300 cm	Unit	Crate	
<b>W</b>	38.5"   98 cm	Volume	73 ft <sup>3</sup>	2.08 m <sup>3</sup>
<b>H</b>	30"   76 cm	Nett	262 lb	119 kg
<b>CH</b>	27"   69 cm	Gross	443 lb	201 kg



Assembly Options



Assembly Options



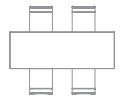
**AIKO Bench 86.5" / 220 cm**  
AIK52

<b>L</b>	86.5"   220 cm	Unit	1 / Box	
<b>W</b>	17"   43 cm	Volume	20 ft <sup>3</sup>	0.57 m <sup>3</sup>
<b>H</b>	17.5"   45 cm	Nett	104 lb	47 kg
		Gross	138 lb	63 kg



\* Dining Table simulation using BONO Dining Chair | AIKO Bench 86.5" / 220 cm  
\*\*Custom Dimensions Available\*\*

FRAME	TABLE TOP / SEATREST
Drift-look Teak	HPL (High Pressure Laminate)



**AIKO Bar Table**  
AIK54

<b>L</b>	78.5"   200 cm	<b>Unit</b>	2 Boxes	
<b>W</b>	27.5"   70 cm	<b>Volume</b>	16 ft <sup>3</sup>	0.46 m <sup>3</sup>
<b>H</b>	41"   105 cm	<b>Nett</b>	155 lb	70 kg
		<b>Gross</b>	181 lb	82 kg

\* Bar Table simulation using MANDA Bar Side Chair  
\*\*Custom Dimensions Available\*\*

<b>FRAME</b>	<b>TABLE TOP</b>
Drift-look Teak	HPL (High Pressure Laminate)



**AIKO Daybed Large**  
AIK67

<b>L</b>	82.5"	209 cm
<b>W</b>	82.5"	209 cm
<b>H</b>	77"	195 cm
<b>SH</b>	14"	36 cm

Unit	Crate	
Volume	158 ft <sup>3</sup>	4.47 m <sup>3</sup>
Nett	276 lb	125 kg
Gross	617 lb	280 kg

## FRAME

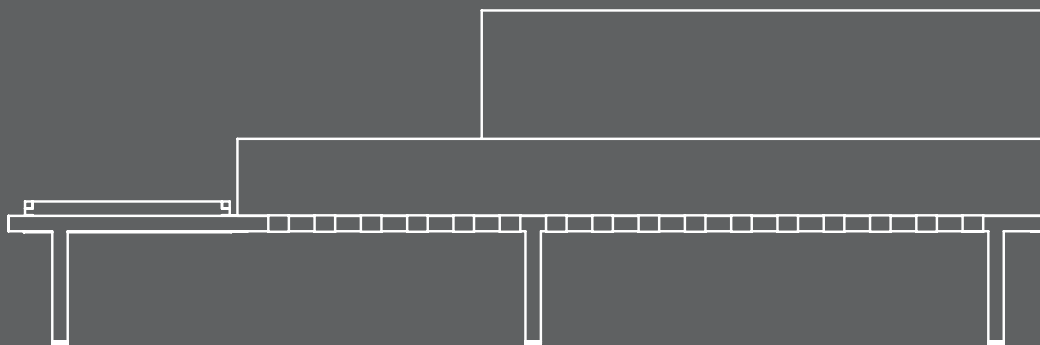
Drift-look Teak

## METAL PARTS

Powder Coated Stainless Steel

## DRAPERY

Regular Sling



# ALBATROSS

MAMAGREEN Design Lab









**ALBATROSS Left Hand (Mixed Tray)**

ALB303

<b>W</b> 79.5"	202 cm	Unit	1 / Box	
<b>D</b> 34.5"	88 cm	Volume	47 ft <sup>3</sup>	1.33 m <sup>3</sup>
<b>H</b> 25.5"	65 cm	Nett	64 lb	29 kg
<b>SH</b> 16"	40 cm	Gross	93 lb	42 kg



**ALBATROSS Right Hand (Mixed Tray)**

ALB304

<b>W</b> 79.5"	202 cm	Unit	1 / Box	
<b>D</b> 34.5"	88 cm	Volume	47 ft <sup>3</sup>	1.33 m <sup>3</sup>
<b>H</b> 25.5"	65 cm	Nett	64 lb	29 kg
<b>SH</b> 16"	40 cm	Gross	93 lb	42 kg



**ALBATROSS Element**

ALB101

<b>W</b> 43"	110 cm	Unit	1 / Box	
<b>D</b> 34.5"	88 cm	Volume	26 ft <sup>3</sup>	0.74 m <sup>3</sup>
<b>H</b> 25.5"	65 cm	Nett	33 lb	15 kg
<b>SH</b> 16"	40 cm	Gross	44 lb	20 kg



**ALBATROSS Low Table (Mixed HPL)**

ALB305

<b>L</b> 33.5"	85 cm	Unit	1 / Box	
<b>W</b> 33.5"	85 cm	Volume	9 ft <sup>3</sup>	0.25 m <sup>3</sup>
<b>H</b> 11"	28 cm	Nett	40 lb	18 kg
		Gross	49 lb	22 kg



**ALBATROSS Rectangular Coffee Table (Mixed HPL)**

ALB314

<b>L</b> 67"	170 cm	Unit	1 / Box	
<b>W</b> 33.5"	85 cm	Volume	17 ft <sup>3</sup>	0.49 m <sup>3</sup>
<b>H</b> 11"	28 cm	Nett	60 lb	27 kg
		Gross	82 lb	37 kg



**ALBATROSS Ottoman**

ALB106

<b>W</b> 33.5"	85 cm	Unit	1 / Box	
<b>D</b> 33.5"	85 cm	Volume	13 ft <sup>3</sup>	0.36 m <sup>3</sup>
<b>H</b> 16"	40 cm	Nett	24 lb	11 kg
		Gross	35 lb	16 kg



HPL MIXED 2 (TA02)  
for ALB305



Grating Tray  
PREMIUM TEAK | SMOOTH  
(T24)



HPL MIXED 1 (TA01)  
for ALB314



**ALBATROSS Left Hand (Teak Tray)**

ALB103

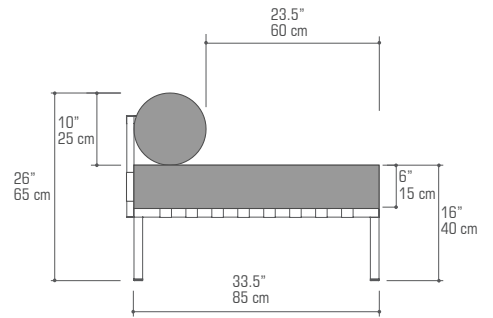
<b>W</b> 79.5"	202 cm	Unit	1 / Box	
<b>D</b> 34.5"	88 cm	Volume	47 ft <sup>3</sup>	1.33 m <sup>3</sup>
<b>H</b> 25.5"	65 cm	Nett	64 lb	29 kg
<b>SH</b> 16"	40 cm	Gross	93 lb	42 kg



**ALBATROSS Right Hand (Teak Tray)**

ALB104

<b>W</b> 79.5"	202 cm	Unit	1 / Box	
<b>D</b> 34.5"	88 cm	Volume	47 ft <sup>3</sup>	1.33 m <sup>3</sup>
<b>H</b> 25.5"	65 cm	Nett	64 lb	29 kg
<b>SH</b> 16"	40 cm	Gross	93 lb	42 kg



**ALBATROSS Low Table (Teak)**

ALB105

<b>L</b> 33.5"	85 cm	Unit	1 / Box	
<b>W</b> 33.5"	85 cm	Volume	9 ft <sup>3</sup>	0.25 m <sup>3</sup>
<b>H</b> 11"	28 cm	Nett	40 lb	18 kg
		Gross	49 lb	22 kg



**ALBATROSS Rectangular Coffee Table (Teak)**

ALB114

<b>L</b> 67"	170 cm	Unit	1 / Box	
<b>W</b> 33.5"	85 cm	Volume	17 ft <sup>3</sup>	0.49 m <sup>3</sup>
<b>H</b> 11"	28 cm	Nett	60 lb	27 kg
		Gross	82 lb	37 kg

**FRAME**

Powder Coated Stainless Steel  
Stainless Steel 304 Hairline (F18)

**TABLE TOP & SIDE TRAY**

Premium Teak | Smooth (T24)  
HPL (High Pressure Laminate) Mixed

**WEBBING**

Keops



## SUGGESTED CONFIGURATIONS

**ALBCCO-1 ALBATROSS Configuration 1**

ALB104 + ALB106 + ALB103 \*\*

ALB304 + ALB106 + ALB303 \*

**ALBCCO-2 ALBATROSS Configuration 2**

ALB104 + ALB105 + ALB103 \*\*

ALB304 + ALB305 + ALB303 \*

**ALBCCO-3 ALBATROSS Configuration 3**

ALB104 + ALB106 + ALB101 + ALB103 \*\*

ALB304 + ALB106 + ALB101 + ALB303 \*

**ALBCCO-4 ALBATROSS Configuration 4**

ALB104 + ALB105 + ALB101 + ALB103 \*\*

ALB304 + ALB305 + ALB101 + ALB303 \*

**ALBCCO-5 ALBATROSS Configuration 5**

ALB104 + ALB101 + ALB106 + ALB103 \*\*

ALB304 + ALB101 + ALB106 + ALB303 \*

**ALBCCO-6 ALBATROSS Configuration 6**

ALB104 + ALB101 + ALB105 + ALB103 \*\*

ALB304 + ALB101 + ALB305 + ALB303 \*

**ALBCCO-7 ALBATROSS Configuration 7**

ALB104 + (2X) ALB106 + (2X) ALB101 + ALB103 \*\*

ALB304 + (2X) ALB106 + (2X) ALB101 + ALB303 \*

**ALBCCO-8 ALBATROSS Configuration 8**

ALB104 + (2X) ALB105 + (2X) ALB101 + ALB103 \*\*

ALB304 + (2X) ALB305 + (2X) ALB101 + ALB303 \*

**ALBCCO-9 ALBATROSS Configuration 9**

ALB104 + (2X) ALB105 + (2X) ALB101 \*\*

ALB304 + (2X) ALB305 + (2X) ALB101 \*

**ALBCCO-10 ALBATROSS Configuration 10**

ALB103 + (2X) ALB105 + (2X) ALB101 \*\*

ALB303 + (2X) ALB305 + (2X) ALB101 \*

\* Mixed Tray  
\*\* Teak tray**Note : Throw Pillows not included**

\*\*Custom Configurations Available\*\*



### ALBATROSS Multiposition Sunbed With Side Tray

ALB107

<b>L</b>	79"   200 cm	Unit	1 / Box	
<b>W</b>	43"   109 cm	Volume	30 ft <sup>3</sup>	0.86 m <sup>3</sup>
<b>H</b>	18"   45 cm	Nett	77 lb	35 kg
<b>SH</b>	16"   40 cm	Gross	115 lb	52 kg

#### Note :

- Push button gas spring adjustable backrest
- Small wheels



W12 - COCOA



W11 - DUNE



W21 - HERON WHITE

#### FRAME

Powder Coated Stainless Steel  
Stainless Steel 304 Hairline (F18)

#### SIDE TRAY

Premium Teak | Smooth (T24)

#### WEBBING

Keops



**ALBATROSS Dining Chair\*\***  
(Teak Armrest)



ALB109

<b>W</b>	25.5"	65 cm	Unit	2 / Box	
<b>D</b>	22.5"	57 cm	Volume	5.5 ft <sup>3</sup>	0.16 m <sup>3</sup>
<b>H</b>	31"	78 cm	Nett	13 lb	6 kg
<b>SH</b>	18"	46 cm	Gross	18 lb	8 kg
<b>AH</b>	26"	67 cm			



**ALBATROSS Dining Chair Lite\*\***  
(Upholstery Armrest)



ALB115

<b>W</b>	22"	56 cm	Unit	2 / Box	
<b>D</b>	22.5"	57 cm	Volume	5 ft <sup>3</sup>	0.14 m <sup>3</sup>
<b>H</b>	31"	78 cm	Nett	13 lb	6 kg
<b>SH</b>	18"	46 cm	Gross	18 lb	8 kg
<b>AH</b>	25"	64 cm			



**FRAME**

Powder Coated Stainless Steel  
Stainless Steel 304 Hairline (F18)

**ARMREST**

\*Premium Teak | Smooth (T24)  
\*\*Leisuretex / Elios WP

**WEBBING**

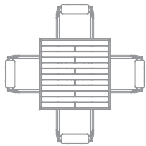
Keeps



**ALBATROSS Table Square 44" / 112 cm**

ALB113

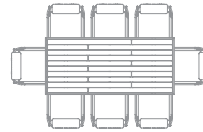
<b>L</b>	44"   112 cm	<b>Unit</b>	2 Boxes	
<b>W</b>	44"   112 cm	<b>Volume</b>	19 ft3	0.54 m3
<b>H</b>	30"   76 cm	<b>Nett</b>	95 lb	43 kg
<b>CH</b>	28"   71 cm	<b>Gross</b>	115 lb	52 kg



**ALBATROSS Table Rectangular 80" / 204 cm**

ALB112

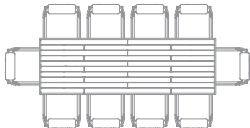
<b>L</b>	80"   204 cm	<b>Unit</b>	2 Boxes	
<b>W</b>	35.5"   90 cm	<b>Volume</b>	18 ft3	0.50 m3
<b>H</b>	30"   76 cm	<b>Nett</b>	134 lb	61 kg
<b>CH</b>	28"   71 cm	<b>Gross</b>	165 lb	75 kg



**ALBATROSS Table Rectangular 110" / 280 cm**

ALB111

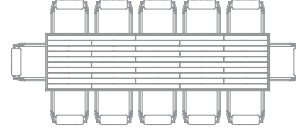
<b>L</b>	110"   280 cm	<b>Unit</b>	1 Crate & 1 Box	
<b>W</b>	35.5"   90 cm	<b>Volume</b>	45 ft3	1.28 m3
<b>H</b>	30"   76 cm	<b>Nett</b>	179 lb	81 kg
<b>CH</b>	28"   71 cm	<b>Gross</b>	386 lb	175 kg



**ALBATROSS Table Rectangular 140" / 355 cm**

ALB110

<b>L</b>	140"   355 cm	<b>Unit</b>	1 Crate & 1 Box	
<b>W</b>	35.5"   90 cm	<b>Volume</b>	54 ft3	1.53 m3
<b>H</b>	30"   76 cm	<b>Nett</b>	214 lb	97 kg
<b>CH</b>	28"   71 cm	<b>Gross</b>	472 lb	214 kg



\* Table simulation using ALBATROSS Dining Chair Lite  
 \*\*Custom Dimensions Available\*\*

**FRAME**

Powder Coated Stainless Steel  
 Stainless Steel 304 Hairline (F18)

**TABLE TOP**

Premium Teak | Smooth (T24)





**Hyper-modern, marine-grade furniture for cruise ships and luxury residential or commercial spaces.**

Introducing 316 mirror polished stainless steel, the best marine-grade steel and combined with premium performance textiles and low maintenance surfaces, "Albatross" is designed to withstand the impact of coastal and at-sea environments.

Create the deep-seating configuration you require. The thick cushions, made of quickdry foam and Sunbrella covers, are supported by an exposed webbing, and have a round bolster and lumbar pillows as backrest, offering perfect ergonomical comfort.

Matching low tables have an HPL top and a yacht-style teak grating removable tray.

The oversized sunbed comes with an integrated table, handy wheels and a pneumatic, smooth reclining system.



**ALBATROSS 316 Left Hand (Mixed Tray)**

ALB003

<b>W</b>	79.5"	202 cm	Unit	1 / Box	
<b>D</b>	34.5"	88 cm	Volume	47 ft <sup>3</sup>	1.33 m <sup>3</sup>
<b>H</b>	25.5"	65 cm	Nett	64 lb	29 kg
<b>SH</b>	16"	40 cm	Gross	93 lb	42 kg

**ALBATROSS 316 Right Hand (Mixed Tray)**

ALB004

<b>W</b>	79.5"	202 cm	Unit	1 / Box	
<b>D</b>	34.5"	88 cm	Volume	47 ft <sup>3</sup>	1.33 m <sup>3</sup>
<b>H</b>	25.5"	65 cm	Nett	64 lb	29 kg
<b>SH</b>	16"	40 cm	Gross	93 lb	42 kg

**ALBATROSS 316 Element**

ALB001

<b>W</b>	43"	110 cm	Unit	1 / Box	
<b>D</b>	34.5"	88 cm	Volume	26 ft <sup>3</sup>	0.74 m <sup>3</sup>
<b>H</b>	25.5"	65 cm	Nett	33 lb	15 kg
<b>SH</b>	16"	40 cm	Gross	44 lb	20 kg

**ALBATROSS 316 Low Table (Mixed HPL)**

ALB005

<b>L</b>	33.5"	85 cm	Unit	1 / Box	
<b>W</b>	33.5"	85 cm	Volume	9 ft <sup>3</sup>	0.25 m <sup>3</sup>
<b>H</b>	11"	28 cm	Nett	40 lb	18 kg
			Gross	49 lb	22 kg

**ALBATROSS 316 Rectangular Coffee Table (Mixed HPL)**

ALB014

<b>L</b>	67"	170 cm	Unit	1 / Box	
<b>W</b>	33.5"	85 cm	Volume	17 ft <sup>3</sup>	0.49 m <sup>3</sup>
<b>H</b>	11"	28 cm	Nett	60 lb	27 kg
			Gross	82 lb	37 kg

**ALBATROSS 316 Ottoman**

ALB006

<b>W</b>	33.5"	85 cm	Unit	1 / Box	
<b>D</b>	33.5"	85 cm	Volume	13 ft <sup>3</sup>	0.36 m <sup>3</sup>
<b>H</b>	16"	40 cm	Nett	24 lb	11 kg
			Gross	35 lb	16 kg

HPL MIXED 2 (TA02)  
for ALB005Grating Tray  
PREMIUM TEAK | SMOOTH  
(T24)HPL MIXED 1 (TA01)  
for ALB014**ALBATROSS 316 Left Hand (Teak Tray)**

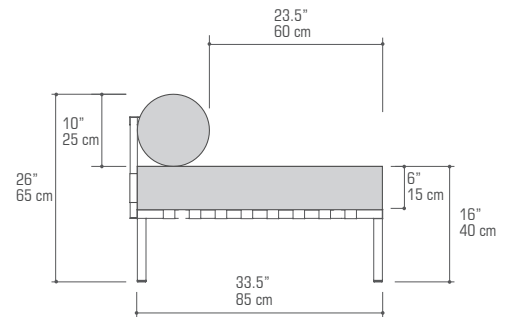
ALB203

<b>W</b>	79.5"	202 cm	Unit	1 / Box	
<b>D</b>	34.5"	88 cm	Volume	47 ft <sup>3</sup>	1.33 m <sup>3</sup>
<b>H</b>	25.5"	65 cm	Nett	64 lb	29 kg
<b>SH</b>	16"	40 cm	Gross	93 lb	42 kg

**ALBATROSS 316 Right Hand (Teak Tray)**

ALB204

<b>W</b>	79.5"	202 cm	Unit	1 / Box	
<b>D</b>	34.5"	88 cm	Volume	47 ft <sup>3</sup>	1.33 m <sup>3</sup>
<b>H</b>	25.5"	65 cm	Nett	64 lb	29 kg
<b>SH</b>	16"	40 cm	Gross	93 lb	42 kg

**ALBATROSS 316 Low Table (Teak)**

ALB205

<b>L</b>	33.5"	85 cm	Unit	1 / Box	
<b>W</b>	33.5"	85 cm	Volume	9 ft <sup>3</sup>	0.25 m <sup>3</sup>
<b>H</b>	11"	28 cm	Nett	40 lb	18 kg
			Gross	49 lb	22 kg

**ALBATROSS 316 Rectangular Coffee Table (Teak)**

ALB214

<b>L</b>	67"	170 cm	Unit	1 / Box	
<b>W</b>	33.5"	85 cm	Volume	17 ft <sup>3</sup>	0.49 m <sup>3</sup>
<b>H</b>	11"	28 cm	Nett	60 lb	27 kg
			Gross	82 lb	37 kg

**FRAME**

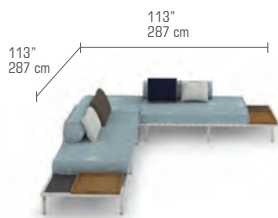
Stainless Steel 316 Mirror Polished (F20)

**TABLE TOP & SIDE TRAY**Premium Teak | Smooth (T24)  
HPL (High Pressure Laminat) Mixed**WEBBING**

Keops

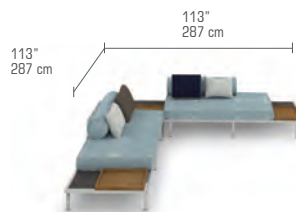


## SUGGESTED CONFIGURATIONS

ALBCO-1 **ALBATROSS 316 Configuration 1**

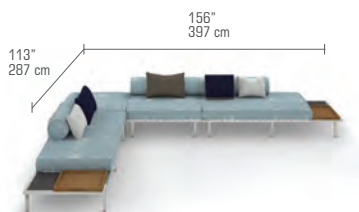
ALB004 + ALB006 + ALB003 \*

ALB204 + ALB006 + ALB203 \*\*

ALBCO-2 **ALBATROSS 316 Configuration 2**

ALB004 + ALB005 + ALB003 \*

ALB204 + ALB205 + ALB203 \*\*

ALBCO-3 **ALBATROSS 316 Configuration 3**

ALB004 + ALB006 + ALB001 + ALB003 \*

ALB204 + ALB006 + ALB001 + ALB203 \*\*

ALBCO-4 **ALBATROSS 316 Configuration 4**


ALB004 + ALB005 + ALB001 + ALB003 \*

ALB204 + ALB205 + ALB001 + ALB203 \*\*

ALBCO-5 **ALBATROSS 316 Configuration 5**

ALB004 + ALB001 + ALB006 + ALB003 \*

ALB204 + ALB001 + ALB006 + ALB203 \*\*

ALBCO-6 **ALBATROSS 316 Configuration 6**

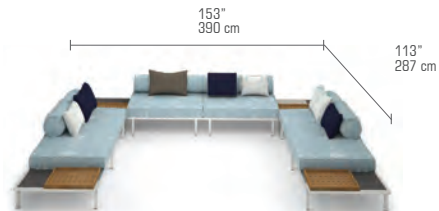
ALB004 + ALB001 + ALB005 + ALB003 \*

ALB204 + ALB001 + ALB205 + ALB203 \*\*

ALBCO-7 **ALBATROSS 316 Configuration 7**

ALB004 + (2X) ALB006 + (2X) ALB001 + ALB003 \*

ALB204 + (2X) ALB006 + (2X) ALB001 + ALB203 \*\*

ALBCO-8 **ALBATROSS 316 Configuration 8**

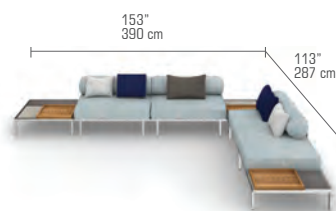
ALB004 + (2X) ALB005 + (2X) ALB001 + ALB003 \*

ALB204 + (2X) ALB205 + (2X) ALB001 + ALB203 \*\*

ALBCO-9 **ALBATROSS 316 Configuration 9**

ALB004 + (2X) ALB005 + (2X) ALB001 \*

ALB204 + (2X) ALB205 + (2X) ALB001 \*\*

ALBCO-10 **ALBATROSS 316 Configuration 10**

ALB003 + (2X) ALB005 + (2X) ALB001 \*

ALB203 + (2X) ALB205 + (2X) ALB001 \*\*

\* Mixed Tray  
\*\* Teak tray**Note : Throw Pillows not included**

\*\*Custom Configurations Available\*\*



**ALBATROSS 316 Multiposition Sunbed With Side Tray**

ALB007

<b>L</b>	79"   200 cm	Unit	1 / Box	
<b>W</b>	43"   109 cm	Volume	30 ft <sup>3</sup>	0.86 m <sup>3</sup>
<b>H</b>	18"   45 cm	Nett	77 lb	35 kg
<b>SH</b>	16"   40 cm	Gross	115 lb	52 kg

**Note :**

- Push button gas spring adjustable backrest
- Small wheels

**SIDE TRAY**



HPL MIXED 2 (TA02)



Grating Tray  
PREMIUM TEAK | SMOOTH (T24)



W12 - COCOA



W11 - DUNE



W21 - HERON WHITE

**FRAME**

Stainless Steel 316 Mirror Polished (F20)

**WEBBING**

Keops



**ALBATROSS 316 Dining Chair\***  
(Teak Armrest)

ALB009

<b>W</b>	25.5"	65 cm	Unit	2 / Box	
<b>D</b>	22.5"	57 cm	Volume	5.5 ft <sup>3</sup>	0.16 m <sup>3</sup>
<b>H</b>	31"	78 cm	Nett	13 lb	6 kg
<b>SH</b>	18"	46 cm	Gross	18 lb	8 kg
<b>AH</b>	26"	67 cm			



**ALBATROSS 316 Dining Chair Lite\*\***  
(Upholstery Armrest)

ALB015

<b>W</b>	22"	56 cm	Unit	2 / Box	
<b>D</b>	22.5"	57 cm	Volume	5 ft <sup>3</sup>	0.14 m <sup>3</sup>
<b>H</b>	31"	78 cm	Nett	13 lb	6 kg
<b>SH</b>	18"	46 cm	Gross	18 lb	8 kg
<b>AH</b>	25"	64 cm			



**FRAME**

Stainless Steel 316 Mirror Polished (F20)

**ARMREST**

\*Premium Teak | Smooth (T24)  
\*\*Leisuretex / Elios WP

**WEBBING**

Keops

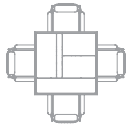


**ALBATROSS 316 Table Square 44" / 112 cm**

ALB013

<b>L</b>	44"   112 cm
<b>W</b>	44"   112 cm
<b>H</b>	30"   76 cm
<b>CH</b>	28"   71 cm

Unit	2 Boxes	
Volume	19 ft3	0.54 m3
Nett	95 lb	43 kg
Gross	115 lb	52 kg

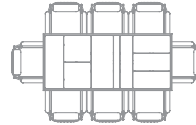


**ALBATROSS 316 Table Rectangular 80" / 204 cm**

ALB012

<b>L</b>	80"   204 cm
<b>W</b>	35.5"   90 cm
<b>H</b>	30"   76 cm
<b>CH</b>	28"   71 cm

Unit	2 boxes	
Volume	18 ft3	0.52 m3
Nett	134 lb	61 kg
Gross	165 lb	75 kg

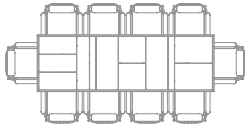


**ALBATROSS 316 Table Rectangular 110" / 280 cm**

ALB011

<b>L</b>	110"   280 cm
<b>W</b>	35.5"   90 cm
<b>H</b>	30"   76 cm
<b>CH</b>	28"   71 cm

Unit	1 Crate & 1 Box	
Volume	45 ft3	1.28 m3
Nett	179 lb	81 kg
Gross	386 lb	175 kg

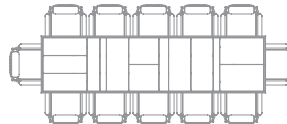


**ALBATROSS 316 Table Rectangular 140" / 355 cm**

ALB010

<b>L</b>	140"   355 cm
<b>W</b>	35.5"   90 cm
<b>H</b>	30"   76 cm
<b>CH</b>	28"   71 cm

Unit	1 Crate & 1 Box	
Volume	54 ft3	1.53 m3
Nett	214 lb	97 kg
Gross	472 lb	214 kg



\* Table simulation using ALBATROSS Dining Chair  
 \*\*Custom Dimensions Available\*\*

FRAME

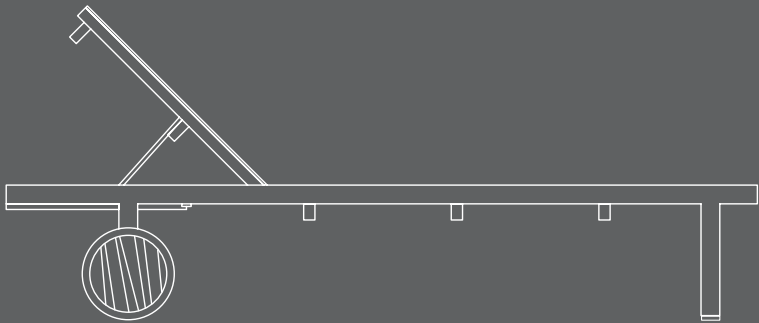
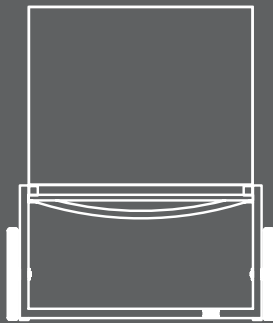
Stainless Steel 316 Mirror Polished (F20)

TABLE TOP

HPL (High Pressure Laminate) Mixed



The “Albatross 316” dining set consists of a comfortable, elegant, stackable armchair and an eye-catching table, with a signature inlay top of high-pressure laminate pieces.



**ALLUX**

Design by Vincent Cantaert & Barbara Widiningtias











**ALLUX Casual Chair (Padded Sling)**

MZ037PS

<b>W</b>	23.5"   60 cm	Unit	1 / Box	
<b>D</b>	27"   69 cm	Volume	13 ft <sup>3</sup>	0.37 m <sup>3</sup>
<b>H</b>	29.5"   75 cm	Nett	13 lb	6 kg
<b>SH</b>	15"   38 cm	Gross	22 lb	10 kg
<b>AH</b>	21.5"   54 cm			



**ALLUX Footrest (Padded Sling)**

MZ038PS

<b>W</b>	21.5"   54 cm	Unit	1 / Box	
<b>D</b>	21"   53 cm	Volume	5 ft <sup>3</sup>	0.14 m <sup>3</sup>
<b>H</b>	15"   38 cm	Nett	7 lb	3 kg
		Gross	9 lb	4 kg



**ALLUX Carver Chair (Padded Sling)**

MZ002PS

<b>W</b>	21.5"   54 cm	Unit	1 / Box	
<b>D</b>	25.5"   65 cm	Volume	12 ft <sup>3</sup>	0.35 m <sup>3</sup>
<b>H</b>	32.5"   83 cm	Nett	11 lb	5 kg
<b>SH</b>	18.5"   46 cm	Gross	20 lb	9 kg
<b>AH</b>	25"   64 cm			



**ALLUX Carver Side Chair (Padded Sling)**

MZ162PS

<b>W</b>	21.5"   54 cm	Unit	1 / Box	
<b>D</b>	25.5"   65 cm	Volume	12 ft <sup>3</sup>	0.35 m <sup>3</sup>
<b>H</b>	32.5"   83 cm	Nett	11 lb	5 kg
<b>SH</b>	18.5"   46 cm	Gross	20 lb	9 kg



**ALLUX Stackable Armchair (Padded Sling)**

MZ159PS

<b>W</b>	25"   63 cm	Unit	4 / Box	
<b>D</b>	25.5"   65 cm	Volume	4.5 ft <sup>3</sup>	0.13 m <sup>3</sup>
<b>H</b>	32.5"   83 cm	Nett	11 lb	5 kg
<b>SH</b>	18.5"   47 cm	Gross	15 lb	7 kg
<b>AH</b>	25"   64 cm			



**ALLUX Bar Chair (Padded Sling)**

MZ113PS

<b>W</b>	18.5"   47 cm	Unit	1 / Box	
<b>D</b>	23.5"   60 cm	Volume	13 ft <sup>3</sup>	0.37 m <sup>3</sup>
<b>H</b>	43"   110 cm	Nett	13 lb	6 kg
<b>SH</b>	30"   76 cm	Gross	26 lb	12 kg



**ALLUX Counter Chair (Padded Sling)**

MZ163PS

<b>W</b>	18.5"   47 cm	Unit	1 / Box	
<b>D</b>	23.5"   60 cm	Volume	12 ft <sup>3</sup>	0.34 m <sup>3</sup>
<b>H</b>	39"   100 cm	Nett	13 lb	6 kg
<b>SH</b>	25"   63 cm	Gross	24 lb	11 kg

**Introducing Padded Sling**



S29 - EDEN ACIER



S31 - EDEN GLACIAL WHITE



S30 - EDEN BEIGE GREY



S32 - EDEN LIGHT GREY





**ALLUX Lounger with Aluminum Wheels (Padded Sling)**

MZ067PS

<b>L</b>	78.5"	200 cm	Unit	1 / Box	
<b>W</b>	30.5"	77 cm	Volume	23 ft3	0.66 m3
<b>H</b>	36.5"	93 cm	Nett	42 lb	19 kg
<b>SH</b>	14"	36 cm	Gross	62 lb	28 kg



**ALLUX Lounger with Alu Armrest (Padded Sling)**

MZ507PS

<b>L</b>	78.5"	200 cm	Unit	1 / Box	
<b>W</b>	33"	84 cm	Volume	34 ft3	0.97 m3
<b>H</b>	36"	91 cm	Nett	44 lb	20 kg
<b>SH</b>	13"	33 cm	Gross	64 lb	29 kg
<b>AH</b>	19"	49 cm			



**ALLUX Lounger with Wooden Wheels (Padded Sling)**

MZ500PS

<b>L</b>	78.5"	200 cm	Unit	1 / Box	
<b>W</b>	30.5"	77 cm	Volume	23 ft3	0.66 m3
<b>H</b>	36.5"	93 cm	Nett	42 lb	19 kg
<b>SH</b>	14"	36 cm	Gross	62 lb	28 kg



**ALLUX Stackable Lounger with Wheels (Padded Sling)**

MZ174PS


<b>L</b>	78.5"	200 cm	Unit	2 / Box	
<b>W</b>	33"	84 cm	Volume	15 ft3	0.42 m3
<b>H</b>	36"	91 cm	Nett	35 lb	16 kg
<b>SH</b>	13"	33 cm	Gross	57 lb	26 kg



**ALLUX Lounger with Shade (Padded Sling)**

MZ177PS

<b>L</b>	79"	200 cm	Unit	2 Boxes	
<b>W</b>	53"	134 cm	Volume	19.5 ft3	0.55 m3
<b>H</b>	62"	158 cm	Nett	51 lb	23 kg
<b>SH</b>	13"	33 cm	Gross	66 lb	31 kg



**ALLUX Ledge Stackable Lounger (Padded Sling)**

MZ502PS

<b>L</b>	78.5"	200 cm	Unit	2 / Box	
<b>W</b>	30"	77 cm	Volume	16.5 ft3	0.47 m3
<b>H</b>	38"	96 cm	Nett	37 lb	17 kg
<b>SH</b>	15"	38 cm	Gross	60 lb	27 kg



**ALLUX Double Lounger (Padded Sling)**

MZ414PS

<b>L</b>	78.5"	200 cm	Unit	1 / Box	
<b>W</b>	54"	138 cm	Volume	41 ft3	1.16 m3
<b>H</b>	37"	94 cm	Nett	90 lb	41 kg
<b>SH</b>	14"	36 cm	Gross	106 lb	48 kg

Only available with:

Premium Powder Coated Aluminum - Ultra Durable

FRAME  
Powder Coated Aluminum

PADDED SLING  
Soft Touch Sling





**ALLUX Casual Chair**

MZ037

<b>W</b>	23.5"	60 cm	Unit		1 / Box	
<b>D</b>	27"	69 cm	Volume	13 ft <sup>3</sup>	0.37 m <sup>3</sup>	
<b>H</b>	29.5"	75 cm	Nett	13 lb	6 kg	
<b>SH</b>	15"	38 cm	Gross	22 lb	10 kg	
<b>AH</b>	21.5"	54 cm				

**MZ037W Weighted**

<b>W</b>	23.5"	60 cm	Unit		1 / Box	
<b>D</b>	27"	69 cm	Volume	13 ft <sup>3</sup>	0.37 m <sup>3</sup>	
<b>H</b>	29.5"	75 cm	Nett	31 lb	14 kg	
<b>SH</b>	15"	38 cm	Gross	40 lb	18 kg	
<b>AH</b>	21.5"	54 cm				



**ALLUX Footrest**

MZ038

<b>W</b>	21.5"	54 cm	Unit		1 / Box	
<b>D</b>	21"	53 cm	Volume	5 ft <sup>3</sup>	0.14 m <sup>3</sup>	
<b>H</b>	15"	38 cm	Nett	7 lb	3 kg	
			Gross	9 lb	4 kg	

**MZ038W Weighted**

<b>W</b>	21.5"	54 cm	Unit		1 / Box	
<b>D</b>	21"	53 cm	Volume	5 ft <sup>3</sup>	0.14 m <sup>3</sup>	
<b>H</b>	15"	38 cm	Nett	15 lb	7 kg	
			Gross	18 lb	8 kg	



**ALLUX Carver Chair**

MZ002

<b>W</b>	21.5"	54 cm	Unit		1 / Box	
<b>D</b>	25.5"	65 cm	Volume	12 ft <sup>3</sup>	0.35 m <sup>3</sup>	
<b>H</b>	32.5"	83 cm	Nett	11 lb	5 kg	
<b>SH</b>	18.5"	46 cm	Gross	20 lb	9 kg	
<b>AH</b>	25"	64 cm				

**MZ002W Weighted**

<b>W</b>	21.5"	54 cm	Unit		1 / Box	
<b>D</b>	25.5"	65 cm	Volume	12 ft <sup>3</sup>	0.35 m <sup>3</sup>	
<b>H</b>	32.5"	83 cm	Nett	26 lb	12 kg	
<b>SH</b>	18.5"	46 cm	Gross	35 lb	16 kg	
<b>AH</b>	25"	64 cm				



**ALLUX Carver Side Chair**

MZ162

<b>W</b>	21.5"	54 cm	Unit		1 / Box	
<b>D</b>	25.5"	65 cm	Volume	12 ft <sup>3</sup>	0.35 m <sup>3</sup>	
<b>H</b>	32.5"	83 cm	Nett	11 lb	5 kg	
<b>SH</b>	18.5"	46 cm	Gross	20 lb	9 kg	

**MZ162W Weighted**

<b>W</b>	21.5"	54 cm	Unit		1 / Box	
<b>D</b>	25.5"	65 cm	Volume	12 ft <sup>3</sup>	0.35 m <sup>3</sup>	
<b>H</b>	32.5"	83 cm	Nett	24 lb	11 kg	
<b>SH</b>	18.5"	46 cm	Gross	33 lb	15 kg	



**ALLUX Stackable Armchair**

MZ159

<b>W</b>	25"	63 cm	Unit		4 / Box	
<b>D</b>	25.5"	65 cm	Volume	4.5 ft <sup>3</sup>	0.13 m <sup>3</sup>	
<b>H</b>	32.5"	83 cm	Nett	11 lb	5 kg	
<b>SH</b>	18.5"	47 cm	Gross	15 lb	7 kg	
<b>AH</b>	25"	64 cm				



**ALLUX Bar Chair**

MZ113

<b>W</b>	18.5"	47 cm	Unit		1 / Box	
<b>D</b>	23.5"	60 cm	Volume	13 ft <sup>3</sup>	0.37 m <sup>3</sup>	
<b>H</b>	43"	110 cm	Nett	13 lb	6 kg	
<b>SH</b>	30"	76 cm	Gross	26 lb	12 kg	

**MZ113W Weighted**

<b>W</b>	18.5"	47 cm	Unit		1 / Box	
<b>D</b>	23.5"	60 cm	Volume	13 ft <sup>3</sup>	0.37 m <sup>3</sup>	
<b>H</b>	43"	110 cm	Nett	29 lb	13 kg	
<b>SH</b>	30"	76 cm	Gross	42 lb	19 kg	



**ALLUX Counter Chair**

MZ163

<b>W</b>	18.5"	47 cm	Unit		1 / Box	
<b>D</b>	23.5"	60 cm	Volume	12 ft <sup>3</sup>	0.34 m <sup>3</sup>	
<b>H</b>	39"	100 cm	Nett	13 lb	6 kg	
<b>SH</b>	25"	63 cm	Gross	24 lb	11 kg	

**MZ163W Weighted**

<b>W</b>	18.5"	47 cm	Unit		1 / Box	
<b>D</b>	23.5"	60 cm	Volume	12 ft <sup>3</sup>	0.34 m <sup>3</sup>	
<b>H</b>	39"	100 cm	Nett	24 lb	11 kg	
<b>SH</b>	25"	63 cm	Gross	35 lb	16 kg	

FRAME  
Powder Coated Aluminum

SLING  
Regular Sling  
Premium Sling  
Soft Touch Sling



**ALLUX Lounger with Aluminum Wheels**  
MZ067

<b>L</b>	78.5"	200 cm	Unit		1 / Box	
<b>W</b>	30.5"	77 cm	Volume	23 ft3	0.66 m3	
<b>H</b>	36.5"	93 cm	Nett.	37 lb	17 kg	
<b>SH</b>	14"	36 cm	Gross	57 lb	26 kg	

**MZ067W Weighted**

<b>L</b>	78.5"	200 cm	Unit		1 / Box	
<b>W</b>	30.5"	77 cm	Volume	23 ft3	0.66 m3	
<b>H</b>	36.5"	93 cm	Nett.	73 lb	33 kg	
<b>SH</b>	14"	36 cm	Gross	84 lb	38 kg	



**ALLUX Lounger with Alu Armrest**  
MZ507

<b>L</b>	78.5"	200 cm	Unit		1 / Box	
<b>W</b>	33"	84 cm	Volume	34 ft3	0.97 m3	
<b>H</b>	36"	91 cm	Nett.	40 lb	18 kg	
<b>SH</b>	13"	33 cm	Gross	60 lb	27 kg	
<b>AH</b>	19"	49 cm				



**ALLUX Lounger with Wooden Wheels**  
MZ500

<b>L</b>	78.5"	200 cm	Unit		1 / Box	
<b>W</b>	30.5"	77 cm	Volume	23 ft3	0.66 m3	
<b>H</b>	36.5"	93 cm	Nett.	37 lb	17 kg	
<b>SH</b>	14"	36 cm	Gross	57 lb	26 kg	



**Optional Cushion - ALLUX Lounger**  
CU72  
Thickness 1.5" | 4 cm



**Optional Headrest - ALLUX Lounger**  
CU64  
Thickness 2" | 6 cm



**ALLUX Stackable Lounger with Wheels**  
MZ174

<b>L</b>	78.5"	200 cm	Unit		2 / Box	
<b>W</b>	33"	84 cm	Volume	15 ft3	0.42 m3	
<b>H</b>	36"	91 cm	Nett.	31 lb	14 kg	
<b>SH</b>	13"	33 cm	Gross	53 lb	24 kg	



**ALLUX Ledge Stackable Lounger**  
MZ502

<b>L</b>	78.5"	200 cm	Unit		2 / Box	
<b>W</b>	30"	77 cm	Volume	16.5 ft3	0.47 m3	
<b>H</b>	38"	96 cm	Nett.	33 lb	15 kg	
<b>SH</b>	15"	38 cm	Gross	55 lb	25 kg	



**Optional Cushion - ALLUX Stackable Lounger**  
CU74  
Thickness 1.5" | 4 cm



**ALLUX Lounger with Shade**  
MZ177

<b>L</b>	78.5"	200 cm	Unit		2 Boxes	
<b>W</b>	53"	134 cm	Volume	19.5 ft3	0.55 m3	
<b>H</b>	62"	158 cm	Nett.	46 lb	21 kg	
<b>SH</b>	13"	33 cm	Gross	64 lb	29 kg	



**ALLUX Double Lounger**  
MZ414

<b>L</b>	78.5"	200 cm	Unit		1 / Box	
<b>W</b>	54"	138 cm	Volume	41 ft3	1.16 m3	
<b>H</b>	37"	94 cm	Nett.	82 lb	37 kg	
<b>SH</b>	14"	36 cm	Gross	97 lb	44 kg	



**Optional Cushion - ALLUX Double Lounger**  
CU73  
Thickness 1.5" | 4 cm

**FRAME**

Powder Coated Aluminum

**SLING**

Regular Sling  
Premium Sling  
Soft Touch Sling



**ALLUX Side Table Small**

MZ232

<b>L</b>	16.5"	42 cm
<b>W</b>	16.5"	42 cm
<b>H</b>	18"	46 cm

Unit	1 / Box	
Volume	4 ft3	0.11 m3
Nett	11 lb	5 kg
Gross	13 lb	6 kg



**ALLUX Side Table Medium**

MZ417

<b>L</b>	21"	53 cm
<b>W</b>	21"	53 cm
<b>H</b>	16.5"	42 cm

Unit	1 / Box	
Volume	5 ft3	0.15 m3
Nett	13 lb	6 kg
Gross	15 lb	7 kg



**ALLUX Square Coffee Table**

MG17586

<b>L</b>	31.5"	80 cm
<b>W</b>	31.5"	80 cm
<b>H</b>	14"	35 cm

Unit	1 / Box	
Volume	10 ft3	0.28 m3
Nett	22 lb	10 kg
Gross	31 lb	14 kg

METAL PARTS

Powder Coated Aluminum




**ALLUX Dining Table**  
(Premium Teak - Abstract Slats)\*  
MZ209

<b>L</b>	39.5"	100 cm	Unit		1 / Box	
<b>W</b>	39.5"	100 cm	Volume	4 ft <sup>3</sup>	0.12 m <sup>3</sup>	
<b>H</b>	30"	76 cm	Nett	40 lb	18 kg	
<b>CH</b>	27"	69 cm	Gross	51 lb	23 kg	



**ALLUX Dining Table**  
(Premium Teak - Abstract Slats)\*  
MZ211

<b>L</b>	86.5"	220 cm	Unit		1 / Box	
<b>W</b>	39.5"	100 cm	Volume	10.5 ft <sup>3</sup>	0.30 m <sup>3</sup>	
<b>H</b>	30"	76 cm	Nett	86 lb	39 kg	
<b>CH</b>	27"	69 cm	Gross	108 lb	49 kg	



**ALLUX Dining Table**  
(Premium Teak - Abstract Slats)\*  
MZ212

<b>L</b>	106.5"	270 cm	Unit		Crate	
<b>W</b>	39.5"	100 cm	Volume	40 ft <sup>3</sup>	1.14 m <sup>3</sup>	
<b>H</b>	30"	76 cm	Nett	119 lb	54 kg	
<b>CH</b>	27"	69 cm	Gross	231 lb	105 kg	



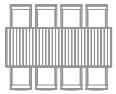
**ALLUX Dining Table**  
(Premium Teak - Straight Slats)\*  
MZ193

<b>L</b>	39.5"	100 cm	Unit		1 / Box	
<b>W</b>	39.5"	100 cm	Volume	4 ft <sup>3</sup>	0.12 m <sup>3</sup>	
<b>H</b>	30"	76 cm	Nett	40 lb	18 kg	
<b>CH</b>	27"	69 cm	Gross	51 lb	23 kg	



**ALLUX Dining Table**  
(Premium Teak - Straight Slats)\*  
MZ310

<b>L</b>	86.5"	220 cm	Unit		1 / Box	
<b>W</b>	39.5"	100 cm	Volume	10.5 ft <sup>3</sup>	0.30 m <sup>3</sup>	
<b>H</b>	30"	76 cm	Nett	86 lb	39 kg	
<b>CH</b>	27"	69 cm	Gross	108 lb	49 kg	



**ALLUX Dining Table**  
(Premium Teak - Straight Slats)\*  
MZ246

<b>L</b>	106.5"	270 cm	Unit		Crate	
<b>W</b>	39.5"	100 cm	Volume	40 ft <sup>3</sup>	1.14 m <sup>3</sup>	
<b>H</b>	30"	76 cm	Nett	119 lb	54 kg	
<b>CH</b>	27"	69 cm	Gross	231 lb	105 kg	



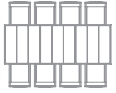
**ALLUX Dining Table (HPL)\*\***  
MZ418

<b>L</b>	39.5"	100 cm	Unit		1 / Box	
<b>W</b>	39.5"	100 cm	Volume	4.5 ft <sup>3</sup>	0.13 m <sup>3</sup>	
<b>H</b>	30"	76 cm	Nett	57 lb	26 kg	
<b>CH</b>	27"	69 cm	Gross	71 lb	32 kg	



**ALLUX Dining Table (HPL)\*\***  
MZ432

<b>L</b>	86.5"	220 cm	Unit		1 / Box	
<b>W</b>	39.5"	100 cm	Volume	10 ft <sup>3</sup>	0.28 m <sup>3</sup>	
<b>H</b>	30"	76 cm	Nett	117 lb	53 kg	
<b>CH</b>	27"	69 cm	Gross	146 lb	66 kg	



**ALLUX Dining Table (HPL)\*\***  
MZ433

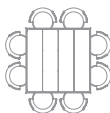
<b>L</b>	106.5"	270 cm	Unit		Crate	
<b>W</b>	39.5"	100 cm	Volume	41 ft <sup>3</sup>	1.16 m <sup>3</sup>	
<b>H</b>	30"	76 cm	Nett	152 lb	69 kg	
<b>CH</b>	27"	69 cm	Gross	273 lb	124 kg	

\* Table simulation using ALLUX Stackable Armchair  
\*\*Custom Dimensions Available\*\*

FRAME  
Powder Coated Aluminum

TABLE TOP  
\*Premium Teak | Smooth (T24)  
\*\*HPL (High Pressure Laminate)






**ALLUX Dining Table (HPL)\*\***

MZ512

<b>L</b>	60"	152 cm	Unit	1 / Box
<b>W</b>	60"	152 cm	Volume	74 ft3 2.10 m3
<b>H</b>	30"	76 cm	Nett	150 lb 68 kg
<b>CH</b>	27"	68 cm	Gross	187 lb 85 kg



**ALLUX Dining Table (HPL)\*\***

MZ511

<b>L</b>	110"	279 cm	Unit	Crate
<b>W</b>	60"	152 cm	Volume	64 ft3 1.80 m3
<b>H</b>	30"	76 cm	Nett	231 lb 105 kg
<b>CH</b>	27"	68 cm	Gross	428 lb 194 kg



\* Picture & Table simulation using DAISY MAE Dining Chair  
 \*\*Custom Dimensions Available\*\*

FRAME  
 Powder Coated Aluminum

TABLE TOP  
 \*\*HPL (High Pressure Laminate)



**ALLUX Bar Table**  
(Premium Teak - Abstract Slats)\*

MZ114

**L** 31.5" | 80 cm  
**W** 31.5" | 80 cm  
**H** 41.5" | 105 cm

Unit	1 / Box	
Volume	8 ft <sup>3</sup>	0.23 m <sup>3</sup>
Nett	37 lb	17 kg
Gross	46 lb	21 kg



**ALLUX Bar Table**  
(Premium Teak - Abstract Slats)\*

MZ115

**L** 59" | 150 cm  
**W** 31.5" | 80 cm  
**H** 41.5" | 105 cm

Unit	1 / Box	
Volume	16 ft <sup>3</sup>	0.45 m <sup>3</sup>
Nett	68 lb	31 kg
Gross	93 lb	42 kg



**ALLUX Bar Table**  
(Premium Teak - Straight Slats)\*

MZ469

**L** 31.5" | 80 cm  
**W** 31.5" | 80 cm  
**H** 41.5" | 105 cm

Unit	1 / Box	
Volume	8 ft <sup>3</sup>	0.23 m <sup>3</sup>
Nett	37 lb	17 kg
Gross	46 lb	21 kg



**ALLUX Bar Table**  
(Premium Teak - Straight Slats)\*

MZ248

**L** 59" | 150 cm  
**W** 31.5" | 80 cm  
**H** 41.5" | 105 cm

Unit	1 / Box	
Volume	16 ft <sup>3</sup>	0.45 m <sup>3</sup>
Nett	68 lb	31 kg
Gross	93 lb	42 kg



**ALLUX Bar Table (HPL)\*\***

MZ471

**L** 31.5" | 80 cm  
**W** 31.5" | 80 cm  
**H** 41.5" | 105 cm

Unit	1 / Box	
Volume	8 ft <sup>3</sup>	0.23 m <sup>3</sup>
Nett	42 lb	19 kg
Gross	53 lb	24 kg




**ALLUX Bar Table (HPL)\*\***

MZ472

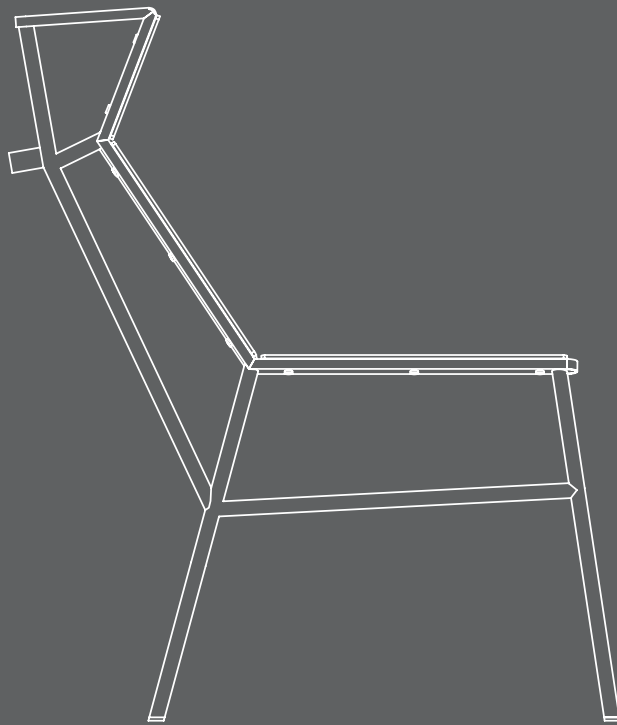
**L** 59" | 150 cm  
**W** 31.5" | 80 cm  
**H** 41.5" | 105 cm

Unit	1 / Box	
Volume	16 ft <sup>3</sup>	0.45 m <sup>3</sup>
Nett	73 lb	33 kg
Gross	104 lb	47 kg



\* Bar Table simulation using ALLUX Bar Chair  
\*\*Custom Dimensions Available\*\*





# ANDY

Design by Vincent Cantaert & Barbara Widiningtias







**ANDY Dining Chair**

AND01

<b>W</b>	26"	66 cm	Unit	1 / Box	
<b>D</b>	28"	71 cm	Volume	16 ft <sup>3</sup>	0.46 m <sup>3</sup>
<b>H</b>	33"	84 cm	Nett	13 lb	6 kg
<b>SH</b>	18.5"	47 cm	Gross	22 lb	10 kg
<b>AH</b>	24.5"	62 cm			



**ANDY Easy Chair**

AND02

<b>W</b>	26.5"	68 cm	Unit	1 / Box	
<b>D</b>	28.5"	73 cm	Volume	15.5 ft <sup>3</sup>	0.44 m <sup>3</sup>
<b>H</b>	29.5"	75 cm	Nett	13 lb	6 kg
<b>SH</b>	16"	40 cm	Gross	22 lb	10 kg
<b>AH</b>	21"	53 cm			



**ANDY High Back Chair**

AND03

<b>W</b>	30.5"	78 cm	Unit	1 / Box	
<b>D</b>	35.5"	90 cm	Volume	30 ft <sup>3</sup>	0.84 m <sup>3</sup>
<b>H</b>	41"	104 cm	Nett	18 lb	8 kg
<b>SH</b>	16"	40 cm	Gross	31 lb	14 kg
<b>AH</b>	21.5"	54.5 cm			



**ANDY High Back Rocking Chair**

MI1021

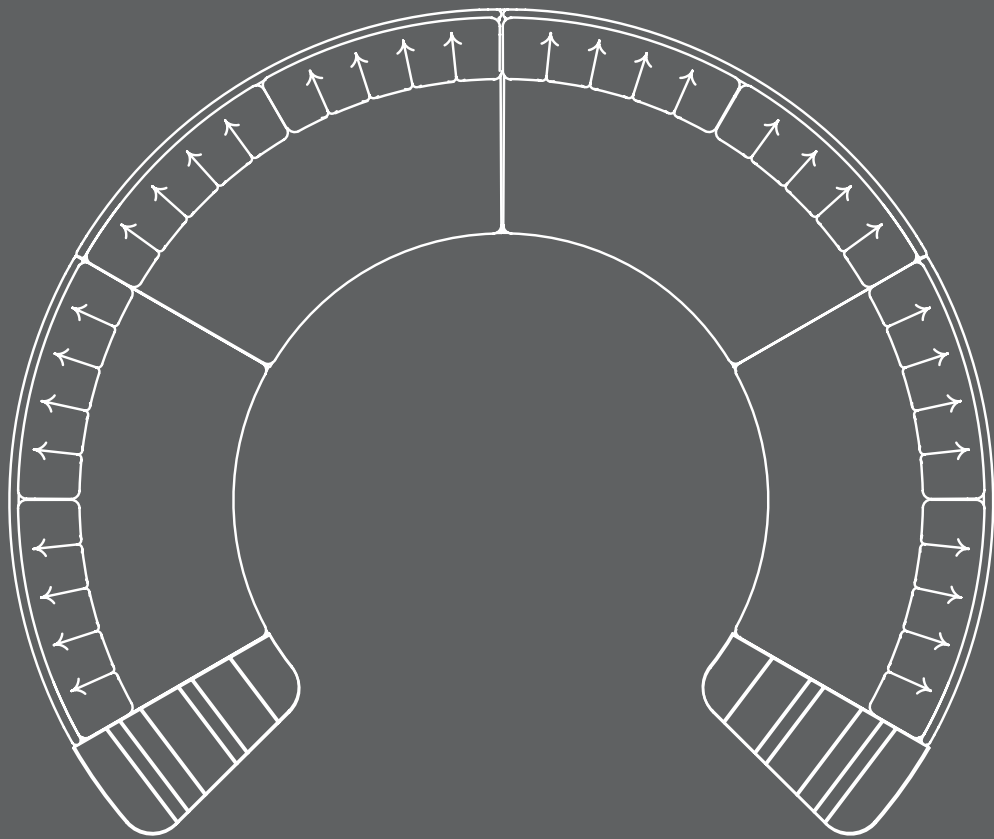
<b>W</b>	31"	78 cm	Unit	1 / Box	
<b>D</b>	49"	124 cm	Volume	41 ft <sup>3</sup>	1.15 m <sup>3</sup>
<b>H</b>	42"	106 cm	Nett	37 lb	17 kg
<b>SH</b>	16.5"	42 cm	Gross	60 lb	27 kg
<b>AH</b>	22"	56 cm			

FRAME

Powder Coated Aluminum

UPHOLSTERY

Sailcloths  
Specialty Textiles  
Luxury  
Smart Textiles



# BABBO

Design by Vincent Cantaert & Barbara Widiningtias





MAMAGREEN





**BABBO Sectional Seat**

BAB03

<b>W</b>	69"   175 cm	Unit	1 / Box	
<b>D</b>	36.5"   93 cm	Volume	47 ft <sup>3</sup>	1.34 m <sup>3</sup>
<b>H</b>	28.5"   73 cm	Nett	53 lb	24 kg
<b>SH</b>	15.5"   40 cm	Gross	100 lb	45 kg



**BABBO Right Hand Sectional (Teak)\***

BAB02

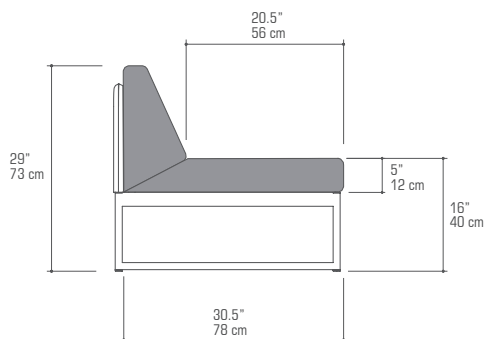
<b>W</b>	82"   208 cm	Unit	1 / Box	
<b>D</b>	39.5"   100 cm	Volume	60 ft <sup>3</sup>	1.70 m <sup>3</sup>
<b>H</b>	28.5"   73 cm	Nett	64 lb	29 kg
<b>SH</b>	15.5"   40 cm	Gross	124 lb	56 kg



**BABBO Left Hand Sectional (Teak)\***

BAB01

<b>W</b>	82"   208 cm	Unit	1 / Box	
<b>D</b>	39.5"   100 cm	Volume	60 ft <sup>3</sup>	1.70 m <sup>3</sup>
<b>H</b>	28.5"   73 cm	Nett	64 lb	29 kg
<b>SH</b>	15.5"   40 cm	Gross	124 lb	56 kg



**BABBO Right Hand Sectional (HPL)\*\***

BAB05

<b>W</b>	82"   208 cm	Unit	1 / Box	
<b>D</b>	39.5"   100 cm	Volume	60 ft <sup>3</sup>	1.70 m <sup>3</sup>
<b>H</b>	28.5"   73 cm	Nett	70 lb	32 kg
<b>SH</b>	15.5"   40 cm	Gross	130 lb	59 kg



**BABBO Left Hand Sectional (HPL)\*\***

BAB04

<b>W</b>	82"   208 cm	Unit	1 / Box	
<b>D</b>	39.5"   100 cm	Volume	60 ft <sup>3</sup>	1.70 m <sup>3</sup>
<b>H</b>	28.5"   73 cm	Nett	70 lb	32 kg
<b>SH</b>	15.5"   40 cm	Gross	130 lb	59 kg

FRAME

Powder Coated Aluminum

UPHOLSTERY BACK PANEL

Faux-leather

TOP

\*Recycled Teak | Brushed (T31)


\*\*HPL (High Pressure Laminate)



SUGGESTED CONFIGURATIONS

Regular Configurations

Suitable for tables / firepits up to 40" (100 cm) diameter  
 Custom dimensions available on request

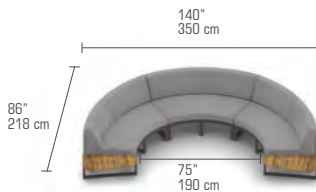


BABCO-1 **BABBO Configuration 1 (Teak)**

BAB01 + BAB02

BABCO-4 **BABBO Configuration 4 (HPL)**

BAB04 + BAB05




BABCO-2 **BABBO Configuration 2 (Teak)**

BAB01 + BAB02 + BAB03

BABCO-5 **BABBO Configuration 5 (HPL)**

BAB03 + BAB04 + BAB05



BABCO-3 **BABBO Configuration 3 (Teak)**

(2X) BAB03 + BAB01 + BAB02

BABCO-6 **BABBO Configuration 6 (HPL)**

(2X) BAB03 + BAB04 + BAB05

\*\*Custom Configurations Available\*\*





**Baia**

Design by Vincent Cantaert & Barbara Widiningtias











**BAIA Extension Table**

MG5270 (Aluminum Frame / Teak)

MG5519 (Stainless Steel Frame / Teak)

<b>L</b>	67"-110"	170-280 cm	Unit	1 / Box	
<b>W</b>	39.5"	100 cm	Volume	55 ft3	1.56 m3
<b>H</b>	30"	76 cm	Nett	174 lb	79 kg
<b>CH</b>	26"-27"	66-68.5 cm	Gross	187 lb	85 kg

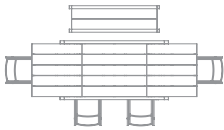
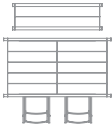


**BAIA Extension Table**

MG5221 (Aluminum Frame / Teak)

MG5521 (Stainless Steel Frame / Teak)

<b>L</b>	90.5"-141.5"	230-360 cm	Unit	1 / Box	
<b>W</b>	39.5"	100 cm	Volume	73 ft3	2.06 m3
<b>H</b>	30"	76 cm	Nett	207 lb	94 kg
<b>CH</b>	26"-27"	66-68.5 cm	Gross	225 lb	102 kg

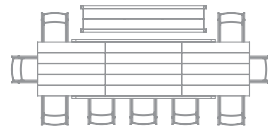
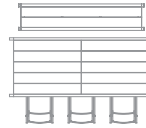


**BAIA Bench**

MG14490 (Aluminum Frame / Teak)

MG5525 (Stainless Steel Frame / Teak)

<b>L</b>	57"	145 cm	Unit	1 / Box	
<b>W</b>	17.5"	45 cm	Volume	13.5 ft3	0.38 m3
<b>H</b>	17.5"	45 cm	Nett	49 lb	22 kg
			Gross	55 lb	25 kg



**BAIA Bench**

MG14496 (Aluminum Frame / Teak)

MG5528 (Stainless Steel Frame / Teak)

<b>L</b>	80.5"	205 cm	Unit	1 / Box	
<b>W</b>	17.5"	45 cm	Volume	18 ft3	0.52 m3
<b>H</b>	17.5"	45 cm	Nett	73 lb	33 kg
			Gross	84 lb	38 kg

\* Table simulation using OLAF Dining Side Chair | BAIA Bench 57" / 145 cm | BAIA Bench 80.5" / 205 cm

**FRAME**

Powder Coated Aluminum  
Stainless Steel 304 Hairline (F18)

**TOP / SEATREST**

Recycled Teak | Brushed (T31)





**BAIA Extension Table**

MG5517 (Aluminum Frame / HPL)  
MG5524 (Stainless Steel Frame / HPL)

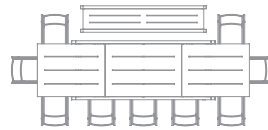
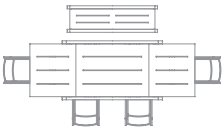
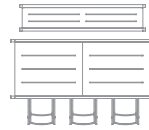
<b>L</b>	67"-110"	170-280 cm	Unit	1 / Box	
<b>W</b>	39.5"	100 cm	Volume	56.5 ft <sup>3</sup>	1.60 m <sup>3</sup>
<b>H</b>	30"	76 cm	Nett	181 lb	82 kg
<b>CH</b>	26"-27"	66-68.5 cm	Gross	194 lb	88 kg



**BAIA Extension Table**

MG5518 (Aluminum Frame / HPL)  
MG5522 (Stainless Steel Frame / HPL)

<b>L</b>	90.5"-141.5"	230-360 cm	Unit	1 / Box	
<b>W</b>	39.5"	100 cm	Volume	74.5 ft <sup>3</sup>	2.11 m <sup>3</sup>
<b>H</b>	30"	76 cm	Nett	216 lb	98 kg
<b>CH</b>	26"-27"	66-68.5 cm	Gross	229 lb	104 kg



**BAIA Bench**

MG5515 (Aluminum Frame / HPL)  
MG5526 (Stainless Steel Frame / HPL)

<b>L</b>	57"	145 cm	Unit	1 / Box	
<b>W</b>	17.5"	45 cm	Volume	14 ft <sup>3</sup>	0.39 m <sup>3</sup>
<b>H</b>	17.5"	45 cm	Nett	57 lb	26 kg
			Gross	66 lb	30 kg

**BAIA Bench**

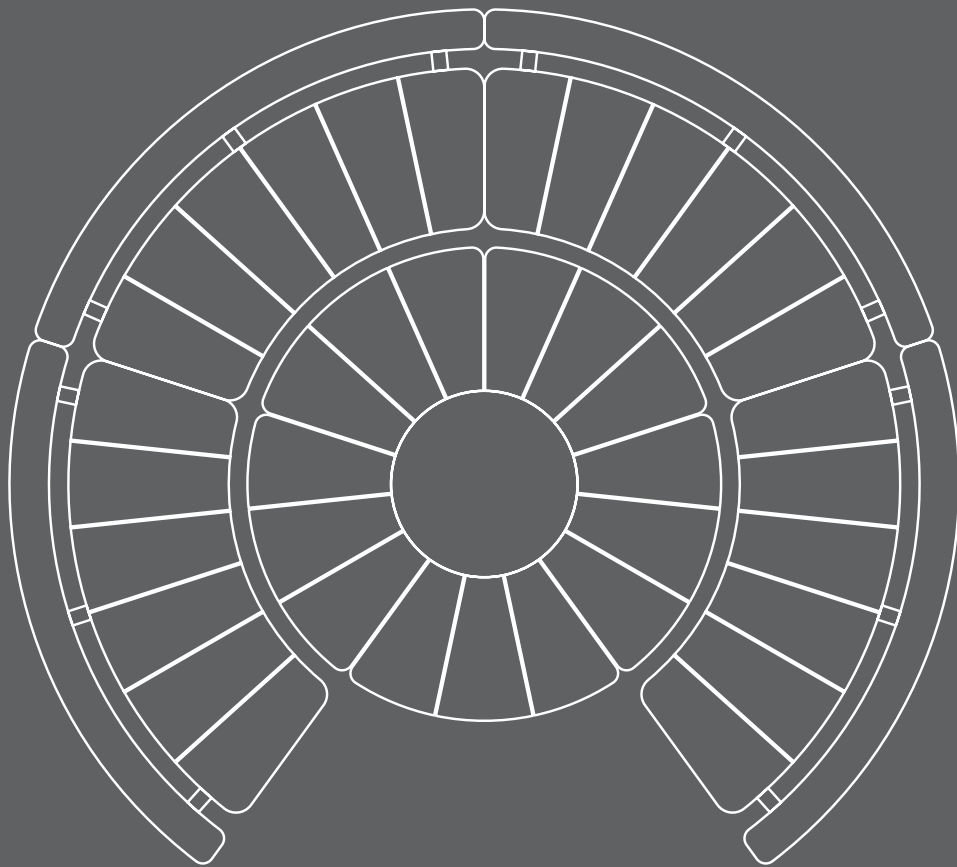
MG5516 (Aluminum Frame / HPL)  
MG5529 (Stainless Steel Frame / HPL)

<b>L</b>	80.5"	205 cm	Unit	1 / Box	
<b>W</b>	17.5"	45 cm	Volume	19 ft <sup>3</sup>	0.54 m <sup>3</sup>
<b>H</b>	17.5"	45 cm	Nett	84 lb	38 kg
			Gross	97 lb	44 kg

\* Table simulation using OLAF Dining Side Chair | BAIA Bench 57" / 145 cm | BAIA Bench 80.5" / 205 cm

<b>FRAME</b>	<b>TOP / SEATREST</b>
Powder Coated Aluminum Stainless Steel 304 Hairline (F18)	HPL (High Pressure Laminate)





**begonia**  
MAMAGREEN Design Lab





The BEGONIA collection is our approach towards conventional picnic setting. The round shape ensures added intimacy with your loved ones. The shades of the honey color amplifies the blossoming effects of the Begonia, bringing about warmth to your familiar atmosphere.

Benches are available with a faux-leather backrest, or backless. The table has an integrated rotating tray, to add to the sharing experience.

BEGONIA is available in two different table sizes : diameter 50" (127 cm) and 62" (158 cm), allowing seating for up to 10.





**BEGONIA Bench for Table Ø 50" / 127 cm**  
BGN03

<b>W</b>	50"   127 cm	Unit	1 / Box	
<b>D</b>	21"   54 cm	Volume	13.5 ft <sup>3</sup>	0.38 m <sup>3</sup>
<b>H</b>	18"   46 cm	Nett	22 lb	10 kg
		Gross	37 lb	17 kg



**BEGONIA Bench for Table Ø 62" / 158 cm**  
BGN04

<b>W</b>	57"   145 cm	Unit	1 / Box	
<b>D</b>	22.5"   57 cm	Volume	16 ft <sup>3</sup>	0.45 m <sup>3</sup>
<b>H</b>	18"   46 cm	Nett	29 lb	13 kg
		Gross	46 lb	21 kg



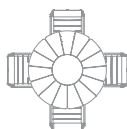
**BEGONIA Bench with Backrest for Table Ø 50" / 127 cm**  
BGN01

<b>W</b>	58"   147 cm	Unit	1 / Box	
<b>D</b>	27.5"   70 cm	Volume	34 ft <sup>3</sup>	0.97 m <sup>3</sup>
<b>H</b>	33"   83 cm	Nett	31 lb	14 kg
<b>SH</b>	18"   46 cm	Gross	53 lb	24 kg



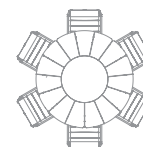
**BEGONIA Bench with Backrest for Table Ø 62" / 158 cm**  
BGN02

<b>W</b>	65"   165 cm	Unit	1 / Box	
<b>D</b>	29"   73 cm	Volume	40 ft <sup>3</sup>	1.13 m <sup>3</sup>
<b>H</b>	33"   83 cm	Nett	37 lb	17 kg
<b>SH</b>	18"   46 cm	Gross	62 lb	28 kg



**BEGONIA Dining Table Ø 50" / 127 cm (Teak) with Rotating Tray**  
BGN05

<b>Ø</b>	50"   127 cm	Unit	2 Boxes	
<b>H</b>	30"   76 cm	Volume	23 ft <sup>3</sup>	0.65 m <sup>3</sup>
<b>CH</b>	27"   69 cm	Nett	121 lb	55 kg
		Gross	152 lb	69 kg



**BEGONIA Dining Table Ø 62" / 158 cm (Teak) with Rotating Tray**  
BGN06

<b>Ø</b>	62"   158 cm	Unit	2 Boxes	
<b>H</b>	30"   76 cm	Volume	33 ft <sup>3</sup>	0.93 m <sup>3</sup>
<b>CH</b>	27"   69 cm	Nett	207 lb	94 kg
		Gross	243 lb	110 kg




\* Table simulation using MEIKA Stacking Chair  
\*\*Custom Dimensions Available\*\*

FRAME (Benches)	FRAME / BASE (Tables)	SEATREST / TOP	ROTATING TRAY	UPHOLSTERY
Powder Coated Aluminum	Powder Coated Galvanize Steel	Recycled Teak   Brushed (T31)	HPL (High Pressure Laminate)	Faux-leather

## SUGGESTED CONFIGURATIONS


With **BEGONIA Dining Table** Ø 50" / 127 cm (Teak)



**BGNCO-1 BEGONIA Configuration 1**

(3X) BGN03 + BGN05

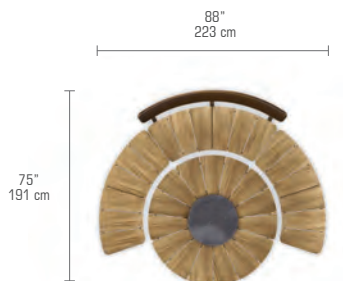
Seats 3, can be combined with 2 dining chairs



**BGNCO-2 BEGONIA Configuration 2**

(4X) BGN03 + BGN05

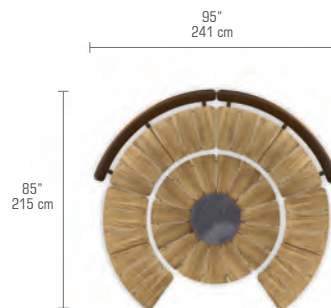
Seats 4, can be combined with 1 dining chair



**BGNCO-3 BEGONIA Configuration 3**

(2X) BGN03 + BGN01 + BGN05

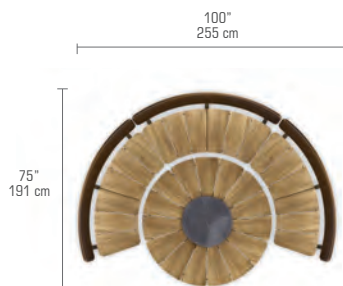
Seats 3, can be combined with 2 dining chairs



**BGNCO-4 BEGONIA Configuration 4**

(2X) BGN03 + (2X) BGN01 + BGN05

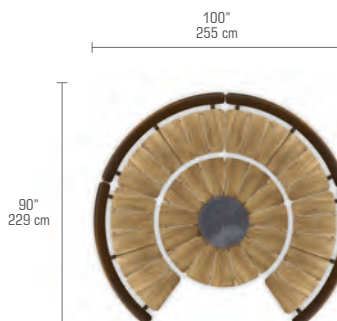
Seats 4, can be combined with 1 dining chair



**BGNCO-5 BEGONIA Configuration 5**

(3X) BGN01 + BGN05

Seats 3, can be combined with 2 dining chairs



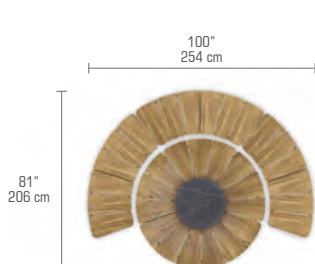
**BGNCO-6 BEGONIA Configuration 6**

(4X) BGN01 + BGN05

Seats 4, can be combined with 1 dining chair

## SUGGESTED CONFIGURATIONS


With **BEGONIA Dining Table** Ø 62" / 158 cm (Teak)



**BGNCO-7 BEGONIA Configuration 7**

(3X) BGN04 + BGN06

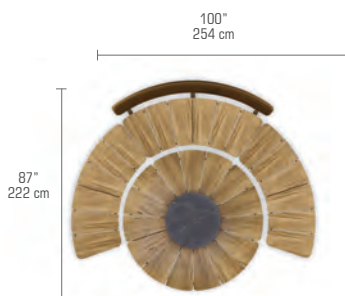
Seats 4-5, can be combined with 2 dining chairs



**BGNCO-8 BEGONIA Configuration 8**

(4X) BGN04 + BGN06

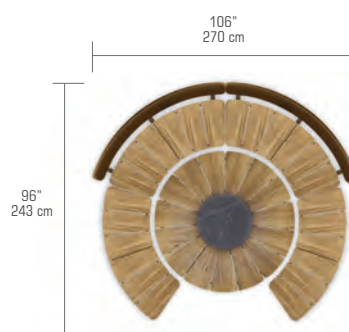
Seats 6, can be combined with 1 dining chair



**BGNCO-9 BEGONIA Configuration 9**

(2X) BGN04 + BGN02 + BGN06

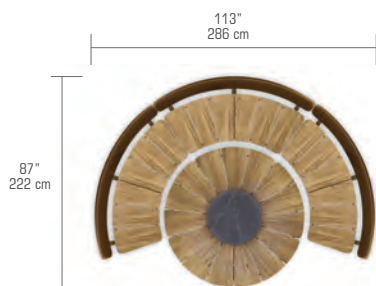
Seats 4-5, can be combined with 2 dining chairs



**BGNCO-10 BEGONIA Configuration 10**

(2X) BGN04 + (2X) BGN02 + BGN06

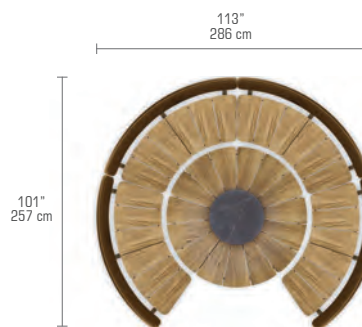
Seats 6, can be combined with 1 dining chair



**BGNCO-11 BEGONIA Configuration 11**

(3X) BGN02 + BGN06


Seats 4-5, can be combined with 2 dining chairs



**BGNCO-12 BEGONIA Configuration 12**

(4X) BGN02 + BGN06

Seats 6, can be combined with 1 dining chair



**BIG**  
DADDY

MAMAGREEN Design Lab









**BIG DADDY Bench 86.5" / 220 cm  
Right Hand Backrest**

BD004


<b>L</b>	86.5"	220 cm	Unit	1 / Box	
<b>W</b>	21.5"	54 cm	Volume	20.5 ft <sup>3</sup>	0.58 m <sup>3</sup>
<b>H</b>	30.5"	78 cm	Nett	121 lb	55 kg
<b>SH</b>	17.5"	45 cm	Gross	154 lb	70 kg



**BIG DADDY Bench 86.5" / 220 cm  
Left Hand Backrest**

BD003

<b>L</b>	86.5"	220 cm	Unit	1 / Box	
<b>W</b>	21.5"	54 cm	Volume	20.5 ft <sup>3</sup>	0.58 m <sup>3</sup>
<b>H</b>	30.5"	78 cm	Nett	121 lb	55 kg
<b>SH</b>	17.5"	45 cm	Gross	154 lb	70 kg



**BIG DADDY Bench 71" / 180 cm**

BD001

<b>L</b>	71"	180 cm	Unit	1 / Box	
<b>W</b>	17"	43 cm	Volume	9.5 ft <sup>3</sup>	0.27 m <sup>3</sup>
<b>H</b>	17.5"	45 cm	Nett	90 lb	41 kg
			Gross	99 lb	45 kg



**BIG DADDY Table 3 Slats 94.5" / 240 cm**

BD005

<b>L</b>	94.5"	240 cm	Unit	2 Boxes	
<b>W</b>	39.5"	100 cm	Volume	20.5 ft <sup>3</sup>	0.58 m <sup>3</sup>
<b>H</b>	30"	76 cm	Nett	209 lb	95 kg
<b>CH</b>	27"	69 cm	Gross	227 lb	103 kg



**BIG DADDY Table 4 Slats 94.5" / 240 cm**

BD008

<b>L</b>	94.5"	240 cm	Unit	2 Boxes	
<b>W</b>	53"	134 cm	Volume	28 ft <sup>3</sup>	0.79 m <sup>3</sup>
<b>H</b>	30"	76 cm	Nett	260 lb	118 kg
<b>CH</b>	27"	69 cm	Gross	284 lb	129 kg



\* Dining Table simulation using MEIKA Stacking Chair | BIG DADDY Bench 71" / 180 cm



**BIG DADDY Bench 86.5" / 220 cm**

BD002

<b>L</b>	86.5"	220 cm	Unit	1 / Box	
<b>W</b>	17"	43 cm	Volume	12 ft <sup>3</sup>	0.33 m <sup>3</sup>
<b>H</b>	17.5"	45 cm	Nett	115 lb	52 kg
			Gross	123 lb	56 kg



**BIG DADDY Table 3 Slats 118" / 300 cm**

BD006

<b>L</b>	118"	300 cm	Unit	Crate	
<b>W</b>	39.5"	100 cm	Volume	70 ft <sup>3</sup>	1.99 m <sup>3</sup>
<b>H</b>	30"	76 cm	Nett	254 lb	115 kg
<b>CH</b>	27"	69 cm	Gross	417 lb	189 kg



**BIG DADDY Table 4 Slats 118" / 300 cm**

BD009

<b>L</b>	118"	300 cm	Unit	Crate	
<b>W</b>	53"	134 cm	Volume	91 ft <sup>3</sup>	2.58 m <sup>3</sup>
<b>H</b>	30"	76 cm	Nett	309 lb	140 kg
<b>CH</b>	27"	69 cm	Gross	522 lb	237 kg



\* Dining Table simulation using BIG DADDY Bench 86.5" / 220 cm | BIG DADDY Bench 86.5" / 220 cm Left Hand Backrest  
BIG DADDY Bench 86.5" / 220 cm Right Hand Backrest

\*\*Custom Dimensions Available\*\*

FRAME & TOP

Recycled Teak | Brushed (F31)





**BIG DADDY Table 94.5\"/>**

BD025

<b>L</b>	94.5\"/>	240 cm
<b>W</b>	39.5\"/>	100 cm
<b>H</b>	30\"/>	76 cm
<b>CH</b>	27\"/>	69 cm

Unit		2 Boxes	
Volume	20.5 ft <sup>3</sup>	0.58 m <sup>3</sup>	
Nett	220 lb	100 kg	
Gross	236 lb	108 kg	



**BIG DADDY Table 118\"/>**

BD026

<b>L</b>	118\"/>	300 cm
<b>W</b>	39.5\"/>	100 cm
<b>H</b>	30\"/>	76 cm
<b>CH</b>	27\"/>	69 cm

Unit		Crate	
Volume	70 ft <sup>3</sup>	1.99 m <sup>3</sup>	
Nett	251 lb	114 kg	
Gross	432 lb	196 kg	



\* Dining Table simulation using MEIKA Stacking Chair



**BIG DADDY Window Bar Table 71\"/>**

BD024

<b>L</b>	71\"/>	180 cm
<b>W</b>	17.5\"/>	45 cm
<b>H</b>	41.5\"/>	105 cm

Unit		2 Boxes	
Volume	8 ft <sup>3</sup>	0.22 m <sup>3</sup>	
Nett	95 lb	43 kg	
Gross	110 lb	50 kg	



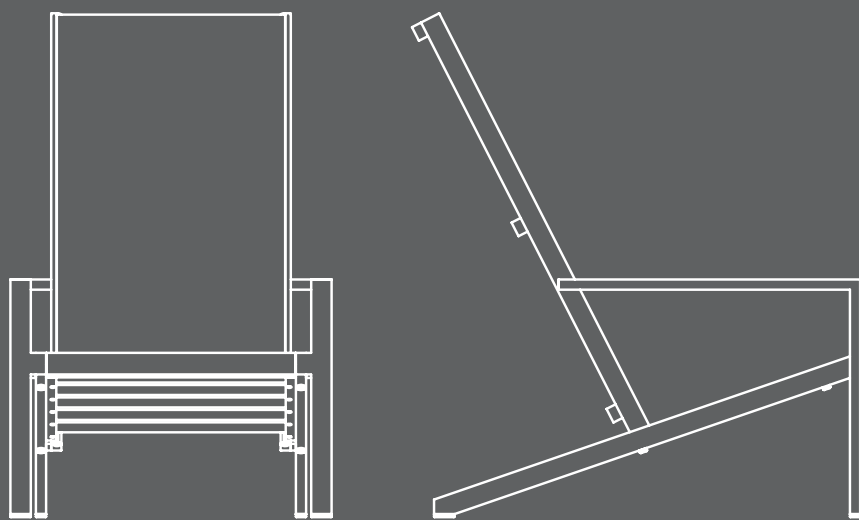
**BIG DADDY Bar Table 71\"/>**

BD007

<b>L</b>	71\"/>	180 cm
<b>W</b>	35.5\"/>	90 cm
<b>H</b>	41.5\"/>	105 cm

Unit		2 Boxes	
Volume	14 ft <sup>3</sup>	0.39 m <sup>3</sup>	
Nett	150 lb	68 kg	
Gross	174 lb	79 kg	

\* Bar Table simulation using OLAF Bar Chair  
 \*\*Custom Dimensions Available\*\*



*bondi*

MAMAGREEN Design Lab











**BONDI Sunbed Sling**

BND004



<b>L</b> 78.5"	200 cm
<b>W</b> 32.5"	82 cm
<b>H</b> 36"	91 cm
<b>SH</b> 13.5"	34 cm

Unit	2 / Box	
Volume	15 ft <sup>3</sup>	0.42 m <sup>3</sup>
Nett	31 lb	14 kg
Gross	44 lb	20 kg



**BONDI Sunbed Sling (Ledge)**

BND053



<b>L</b> 78.5"	200 cm
<b>W</b> 32.5"	82 cm
<b>H</b> 36"	91 cm
<b>SH</b> 13.5"	34 cm

Unit	2 / Box	
Volume	15 ft <sup>3</sup>	0.42 m <sup>3</sup>
Nett	31 lb	14 kg
Gross	44 lb	20 kg

Only available with:  
Premium Powder Coated Aluminum - Ultra Durable



**BONDI Sunbed Double Sling**


BND021

<b>L</b> 78.5"	200 cm
<b>W</b> 55"	140 cm
<b>H</b> 36"	91 cm
<b>SH</b> 13.5"	34 cm

Unit	1 / Box	
Volume	42 ft <sup>3</sup>	1.18 m <sup>3</sup>
Nett	53 lb	24 kg
Gross	88 lb	40 kg




**Introducing  
SOFT TOUCH SLING**



**S29 - EDEN ACIER**



**S31 - EDEN GLACIAL WHITE**



**S30 - EDEN BEIGE GREY**



**S32 - EDEN LIGHT GREY**



**BONDI Sunbed (Padded Sling)**

BND076



<b>L</b> 78.5"	200 cm
<b>W</b> 32.5"	82 cm
<b>H</b> 36"	91 cm
<b>SH</b> 13.5"	34 cm

Unit	2 / Box	
Volume	15 ft <sup>3</sup>	0.42 m <sup>3</sup>
Nett	37 lb	17 kg
Gross	51 lb	23 kg



**BONDI Sunbed (Padded Sling | Ledge)**

BND077



<b>L</b> 78.5"	200 cm
<b>W</b> 32.5"	82 cm
<b>H</b> 36"	91 cm
<b>SH</b> 13.5"	34 cm

Unit	2 / Box	
Volume	15 ft <sup>3</sup>	0.42 m <sup>3</sup>
Nett	37 lb	17 kg
Gross	51 lb	23 kg

Only available with:  
Premium Powder Coated Aluminum - Ultra Durable



**BONDI Sunbed Double (Padded Sling)**

BND078

<b>L</b> 78.5"	200 cm
<b>W</b> 55"	140 cm
<b>H</b> 36"	91 cm
<b>SH</b> 13.5"	34 cm

Unit	1 / Box	
Volume	42 ft <sup>3</sup>	1.18 m <sup>3</sup>
Nett	66 lb	30 kg
Gross	101 lb	46 kg

**FRAME**

Powder Coated Aluminum

**SLING**

All Slings

**PADDED SLING**

Soft Touch Sling







**BONDY Chaise Lounge**

BND002

<b>L</b> 80"	203 cm	Unit	2 / Box	
<b>W</b> 23.5"	60 cm	Volume	13 ft <sup>3</sup>	0.37 m <sup>3</sup>
<b>H</b> 35.5"	90 cm	Nett	51 lb	23 kg
<b>SH</b> 14"	36 cm	Gross	60 lb	27 kg



**Optional Cushion - BONDY Chaise Lounge**

BND069

Thickness 1.5" | 4 cm



**BONDY Chaise Lounge (Full Sling)**

BND081

<b>L</b> 80"	203 cm	Unit	2 / Box	
<b>W</b> 23.5"	60 cm	Volume	13 ft <sup>3</sup>	0.37 m <sup>3</sup>
<b>H</b> 35.5"	90 cm	Nett	49 lb	22 kg
<b>SH</b> 14"	36 cm	Gross	57 lb	26 kg



**BONDY Side Table - Teak\***

BND007

<b>L</b> 17.5"	45 cm	Unit	1 / Box	
<b>W</b> 17.5"	45 cm	Volume	4 ft <sup>3</sup>	0.12 m <sup>3</sup>
<b>H</b> 17.5"	45 cm	Nett	13 lb	6 kg
		Gross	18 lb	8 kg



**BONDY Chaise Lounge (Padded Sling)**

BND071

<b>L</b> 80"	203 cm	Unit	2 / Box	
<b>W</b> 23.5"	60 cm	Volume	13 ft <sup>3</sup>	0.37 m <sup>3</sup>
<b>H</b> 35.5"	90 cm	Nett	51 lb	23 kg
<b>SH</b> 14"	36 cm	Gross	60 lb	27 kg



**BONDY Side Table - HPL\*\***

BND031

<b>L</b> 17.5"	45 cm	Unit	1 / Box	
<b>W</b> 17.5"	45 cm	Volume	4 ft <sup>3</sup>	0.12 m <sup>3</sup>
<b>H</b> 17.5"	45 cm	Nett	15 lb	7 kg
		Gross	20 lb	9 kg



FRAME

Powder Coated Aluminum

TABLE TOP

\*Recycled Teak | Brushed (T31)  
\*\*HPL (High Pressure Laminate)

SEATREST

Recycled Teak | Brushed (T31)

SLING

All Slings

PADDED SLING

Soft Touch Sling



**BONDI Adirondack**  
BND001



<b>W</b> 25"	63 cm	Unit	2 / Box	
<b>D</b> 34.5"	88 cm	Volume	13 ft3	0.37 m3
<b>H</b> 39"	99 cm	Nett	18 lb	8 kg
<b>SH</b> 12.5"	32 cm	Gross	29 lb	13 kg
<b>AH</b> 18.5"	47 cm			



**BONDI Tall Adirondack**  
BND063



<b>W</b> 25"	63 cm	Unit	2 / Box	
<b>D</b> 34.5"	88 cm	Volume	14.5 ft3	0.41 m3
<b>H</b> 43"	109 cm	Nett	20 lb	9 kg
<b>SH</b> 16.5"	42 cm	Gross	29 lb	13 kg
<b>AH</b> 22.5"	57 cm			



**BONDI Adirondack (Full Sling)**BND079



<b>W</b> 25"	63 cm	Unit	2 / Box	
<b>D</b> 34.5"	88 cm	Volume	13 ft3	0.37 m3
<b>H</b> 39"	99 cm	Nett	18 lb	8 kg
<b>SH</b> 12.5"	32 cm	Gross	29 lb	13 kg
<b>AH</b> 18.5"	47 cm			



**BONDI Tall Adirondack (Full Sling)**  
BND082



<b>W</b> 25"	63 cm	Unit	2 / Box	
<b>D</b> 34.5"	88 cm	Volume	14.5 ft3	0.41 m3
<b>H</b> 43"	109 cm	Nett	20 lb	9 kg
<b>SH</b> 16.5"	42 cm	Gross	29 lb	13 kg
<b>AH</b> 22.5"	57 cm			



**BONDI Adirondack (Padded Sling)**  
BND072



<b>W</b> 25"	63 cm	Unit	2 / Box	
<b>D</b> 34.5"	88 cm	Volume	13 ft3	0.37 m3
<b>H</b> 39"	99 cm	Nett	18 lb	8 kg
<b>SH</b> 12.5"	32 cm	Gross	29 lb	13 kg
<b>AH</b> 18.5"	47 cm			



**BONDI Tall Adirondack (Padded Sling)**  
BND073



<b>W</b> 25"	63 cm	Unit	2 / Box	
<b>D</b> 34.5"	88 cm	Volume	14.5 ft3	0.41 m3
<b>H</b> 43"	109 cm	Nett	20 lb	9 kg
<b>SH</b> 16.5"	42 cm	Gross	29 lb	13 kg
<b>AH</b> 22.5"	57 cm			



**Optional Padded Cushion - BONDI Adirondack**  
BND068  
Thickness 1.5" | 4 cm



**Optional Headrest - BONDI**  
BND070  
Thickness 1" | 3 cm

FRAME	SEATREST	SLING	PADDED SLING
Powder Coated Aluminum	Recycled Teak   Brushed (T31)	All Slings	Soft Touch Sling



**BONDI Adirondack Footrest**

BND018

<b>W</b> 19"		48 cm	Unit	1 / Box	
<b>D</b> 19"		48 cm	Volume	3.5 ft <sup>3</sup>	0.10 m <sup>3</sup>
<b>H</b> 12"		30 cm	Nett	11 lb	5 kg
			Gross	13 lb	6 kg



**BONDI Tall Adirondack Footrest**

BND064

<b>W</b> 19"		48 cm	Unit	1 / Box	
<b>D</b> 19"		48 cm	Volume	4.5 ft <sup>3</sup>	0.13 m <sup>3</sup>
<b>H</b> 16"		40 cm	Nett	11 lb	5 kg
			Gross	15 lb	7 kg



**BONDI Adirondack Footrest (Full Sling)**

BND080

<b>W</b> 19"		48 cm	Unit	1 / Box	
<b>D</b> 19"		48 cm	Volume	3.5 ft <sup>3</sup>	0.10 m <sup>3</sup>
<b>H</b> 12"		30 cm	Nett	9 lb	4 kg
			Gross	11 lb	5 kg



**BONDI Tall Adirondack Footrest (Full Sling)**

BND083

<b>W</b> 19"		48 cm	Unit	1 / Box	
<b>D</b> 19"		48 cm	Volume	4.5 ft <sup>3</sup>	0.13 m <sup>3</sup>
<b>H</b> 16"		40 cm	Nett	9 lb	4 kg
			Gross	13 lb	6 kg



**BONDI Adirondack Footrest (Padded Sling)**

BND075

<b>W</b> 19"		48 cm	Unit	1 / Box	
<b>D</b> 19"		48 cm	Volume	3.5 ft <sup>3</sup>	0.10 m <sup>3</sup>
<b>H</b> 12"		30 cm	Nett	9 lb	4 kg
			Gross	11 lb	5 kg



**BONDI Tall Adirondack Footrest (Padded Sling)**

BND074

<b>W</b> 19"		48 cm	Unit	1 / Box	
<b>D</b> 19"		48 cm	Volume	4.5 ft <sup>3</sup>	0.13 m <sup>3</sup>
<b>H</b> 16"		40 cm	Nett	9 lb	4 kg
			Gross	13 lb	6 kg



<b>FRAME</b>	<b>FOOTREST</b>	<b>SLING</b>	<b>PADDLED SLING</b>
Powder Coated Aluminum	Recycled Teak   Brushed (T31)	All Slings	Soft Touch Sling



# BONO

Design by Vincent Cantaert & Barbara Widiningtias







**BONO Dining Chair (Aluminum)**

BON02

<b>W</b>	21.5"	54 cm
<b>D</b>	24.5"	62 cm
<b>H</b>	30"	76 cm
<b>SH</b>	18"	46 cm
<b>AH</b>	26"	66 cm

Unit	1 / Box	
Volume	11 ft <sup>3</sup>	0.31 m <sup>3</sup>
Nett	9 lb	4 kg
Gross	15 lb	7 kg


**FIBER WEAVE | ROUND**



**W13 - SNOW WHITE**



**W09 - AMAZON**



**W10 - HONEY**



**W14 - PEPPER**



**BONO Low Table (Teak)\***

BON15

<b>Ø</b>	21.5"	54 cm
<b>H</b>	14.5"	37 cm

Unit	1 / Box	
Volume	5 ft <sup>3</sup>	0.14 m <sup>3</sup>
Nett	10 lb	4 kg
Gross	16 lb	7 kg



**BONO Low Table (HPL)\*\***

BON13

<b>Ø</b>	21.5"	54 cm
<b>H</b>	14.5"	37 cm

Unit	1 / Box	
Volume	5 ft <sup>3</sup>	0.14 m <sup>3</sup>
Nett	11 lb	5 kg
Gross	18 lb	8 kg



**BONO Side Table (Teak)\***

BON14

<b>Ø</b>	18"	46 cm
<b>H</b>	16.5"	42 cm

Unit	1 / Box	
Volume	4 ft <sup>3</sup>	0.12 m <sup>3</sup>
Nett	7 lb	3 kg
Gross	14 lb	6 kg



**BONO Side Table (HPL)\*\***

BON12

<b>Ø</b>	18"	46 cm
<b>H</b>	16.5"	42 cm

Unit	1 / Box	
Volume	4 ft <sup>3</sup>	0.12 m <sup>3</sup>
Nett	9 lb	4 kg
Gross	15 lb	7 kg

FRAME


Powder Coated Aluminum

TABLE TOP

\*Recycled Teak | Brushed (T31)  
\*\*HPL (High Pressure Laminate)

WEAVING


Fiber Weave | Round



# **Boulevard**

MAMAGREEN Design Lab





MAMA  
GREEN



**BOULEVARD Sunbed**

BOU01

<b>L</b>	78.5"	200 cm	Unit	1 / Box	
<b>W</b>	37.5"	95 cm	Volume	28 ft <sup>3</sup>	0.80 m <sup>3</sup>
<b>H</b>	14"	36 cm	Nett	86 lb	39 kg
<b>SH</b>	12"	31 cm	Gross	108 lb	49 kg

**Note :**

- Push button gas spring adjustable backrest
- Small wheels

**BOULEVARD Sunbed with Integrated Table**

BOU03

<b>L</b>	78.5"	200 cm	Unit	1 / Box	
<b>W</b>	37.5"	95 cm	Volume	29 ft <sup>3</sup>	0.82 m <sup>3</sup>
<b>H</b>	17.5"	45 cm	Nett	97 lb	44 kg
<b>SH</b>	12"	31 cm	Gross	119 lb	54 kg

**BOULEVARD Sunbed with Canopy**

BOU20

<b>L</b>	94"	239 cm	Unit	2 Boxes	
<b>W</b>	46"	116 cm	Volume	39 ft <sup>3</sup>	1.1 m <sup>3</sup>
<b>H</b>	53"	134 cm	Nett	108 lb	49 kg
<b>SH</b>	12"	31 cm	Gross	141 lb	64 kg

**Note :**

- Push button gas spring adjustable backrest
- Small wheels

**BOULEVARD Sunbed with Canopy and Integrated Table**

BOU21

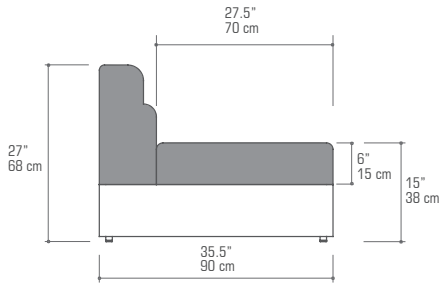
<b>L</b>	94"	239 cm	Unit	2 Boxes	
<b>W</b>	46"	116 cm	Volume	39.5 ft <sup>3</sup>	1.12 m <sup>3</sup>
<b>H</b>	53"	134 cm	Nett	119 lb	54 kg
<b>SH</b>	12"	31 cm	Gross	152 lb	69 kg



Long, low horizontal blocks of mixed materials layer together to create distinct architectural lounge groupings with a very contemporary look: Introducing “Boulevard”. Designed for luxury residential use and high-end hospitality, this collection is strikingly handsome, low maintenance, versatile, and comfortable.

Available in 5 colors (iron black / cotton) the durable powder-coated aluminum base supports ergonomically shaped cushions in an attractive range of durable Sunbrella textiles. The same durable powder-coated aluminum pairs with low maintenance Italian High Pressure Laminate (HPL) to make up the Boulevard low tables.



**BOULEVARD Element**

BOU04

<b>W</b>	43.5"	110 cm
<b>D</b>	35.5"	90 cm
<b>H</b>	27"	68 cm
<b>SH</b>	15"	38 cm

Unit		1 / Box	
Volume	26 ft <sup>3</sup>		0.73 m <sup>3</sup>
Nett	57 lb		26 kg
Gross	75 lb		34 kg

**BOULEVARD Corner**

BOU05

<b>W</b>	35.5"	90 cm
<b>D</b>	35.5"	90 cm
<b>H</b>	27"	68 cm
<b>SH</b>	15"	38 cm

Unit		1 / Box	
Volume	23 ft <sup>3</sup>		0.64 m <sup>3</sup>
Nett	55 lb		25 kg
Gross	71 lb		32 kg

**BOULEVARD Coffee Table**

BOU09

<b>L</b>	43.5"	110 cm
<b>W</b>	43.5"	110 cm
<b>H</b>	9"	23 cm

Unit		1 / Box	
Volume	15 ft <sup>3</sup>		0.43 m <sup>3</sup>
Nett	112 lb		51 kg
Gross	124 lb		56 kg

**BOULEVARD Right Hand Chaise**

BOU08

<b>W</b>	52.5"	133 cm
<b>D</b>	63"	160 cm
<b>H</b>	27"	68 cm
<b>SH</b>	15"	38 cm
<b>AH</b>	20.5"	52 cm

Unit		1 / Box	
Volume	54 ft <sup>3</sup>		1.53 m <sup>3</sup>
Nett	106 lb		48 kg
Gross	137 lb		62 kg

**BOULEVARD Left Hand Chaise**

BOU07

<b>W</b>	52.5"	133 cm
<b>D</b>	63"	160 cm
<b>H</b>	27"	68 cm
<b>SH</b>	15"	38 cm
<b>AH</b>	20.5"	52 cm

Unit		1 / Box	
Volume	54 ft <sup>3</sup>		1.53 m <sup>3</sup>
Nett	106 lb		48 kg
Gross	137 lb		62 kg

**BOULEVARD Coffee Table with Accent Table**

BOU10

<b>L</b>	43.5"	110 cm
<b>W</b>	43.5"	110 cm
<b>H</b>	14.5"	37 cm

Unit		1 / Box	
Volume	15 ft <sup>3</sup>		0.43 m <sup>3</sup>
Nett	119 lb		54 kg
Gross	130 lb		59 kg

**BOULEVARD Right Hand End Element**

BOU14

<b>W</b>	59"	150 cm
<b>D</b>	35.5"	90 cm
<b>H</b>	27"	68 cm
<b>SH</b>	15"	38 cm
<b>AH</b>	20.5"	52 cm

Unit		1 / Box	
Volume	35 ft <sup>3</sup>		0.99 m <sup>3</sup>
Nett	82 lb		37 kg
Gross	104 lb		47 kg

**BOULEVARD Left Hand End Element**

BOU13

<b>W</b>	59"	150 cm
<b>D</b>	35.5"	90 cm
<b>H</b>	27"	68 cm
<b>SH</b>	15"	38 cm
<b>AH</b>	20.5"	52 cm

Unit		1 / Box	
Volume	35 ft <sup>3</sup>		0.99 m <sup>3</sup>
Nett	82 lb		37 kg
Gross	104 lb		47 kg

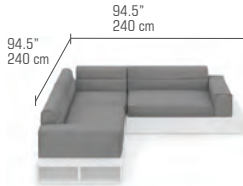
**BOULEVARD Entertainment Table**

BOU19

<b>L</b>	43.5"	110 cm
<b>W</b>	43.5"	110 cm
<b>H</b>	9"	23 cm

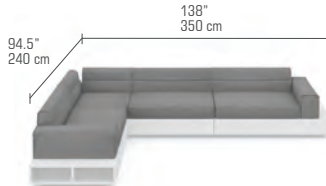
Unit		1 / Box	
Volume	14 ft <sup>3</sup>		0.39 m <sup>3</sup>
Nett	77 lb		35 kg
Gross	88 lb		40 kg

SUGGESTED CONFIGURATIONS



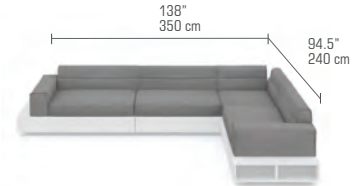
**BOUCO-1 BOULEVARD Configuration 1**

BOU14 + BOU05 + BOU13




**BOUCO-2 BOULEVARD Configuration 2**

BOU14 + BOU05 + BOU04 + BOU13




**BOUCO-3 BOULEVARD Configuration 3**

BOU13 + BOU05 + BOU04 + BOU14




**BOUCO-4 BOULEVARD Configuration 4**

BOU08 + BOU04 + BOU13




**BOUCO-5 BOULEVARD Configuration 5**

BOU07 + BOU04 + BOU14



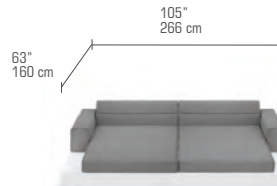
**BOUCO-6 BOULEVARD Configuration 6**

BOU08 + (2X) BOU04 + BOU13




**BOUCO-7 BOULEVARD Configuration 7**

BOU07 + (2X) BOU04 + BOU14



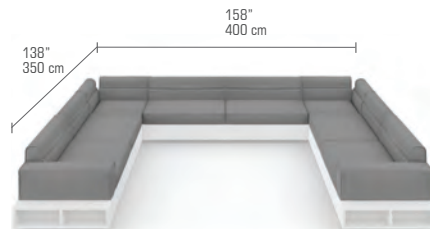
**BOUCO-8 BOULEVARD Configuration 8**

BOU08 + BOU07



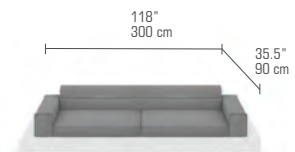
**BOUCO-9 BOULEVARD Configuration 9**

BOU14 + (2X) BOU05 + (2X) BOU04 + BOU13



**BOUCO-10 BOULEVARD Configuration 10**

BOU14 + (2X) BOU05 + (4X) BOU04 + BOU13



**BOUCO-11 BOULEVARD Configuration 11**

BOU14 + BOU13








**BOULEVARD End Element Double Sided**

BOU16

<b>W</b>	59"	150 cm	Unit	1 / Box	
<b>D</b>	65.5"	166 cm	Volume	58 ft <sup>3</sup>	1.64 m <sup>3</sup>
<b>H</b>	27"	68 cm	Nett	141 lb	64 kg
<b>SH</b>	15"	38 cm	Gross	174 lb	79 kg
<b>AH</b>	20.5"	52 cm			




**NOTE :** Movable backrest  
(double sided or daybed position)

**BOULEVARD Element Double Sided**

BOU15

<b>W</b>	43.5"	110 cm	Unit	1 / Box	
<b>D</b>	65.5"	166 cm	Volume	43 ft <sup>3</sup>	1.22 m <sup>3</sup>
<b>H</b>	27"	68 cm	Nett	93 lb	42 kg
<b>SH</b>	15"	38 cm	Gross	117 lb	53 kg




**NOTE :** Movable backrest  
(double sided or daybed position)

**BOULEVARD End Element Double Sided with Shade**

BOU18

<b>W</b>	59"	150 cm	Unit	1 / Box	
<b>D</b>	65.5"	166 cm	Volume	69.5 ft <sup>3</sup>	1.97 m <sup>3</sup>
<b>H</b>	77"	196 cm	Nett	161 lb	73 kg
<b>SH</b>	15"	38 cm	Gross	203 lb	92 kg
<b>AH</b>	20.5"	52 cm			



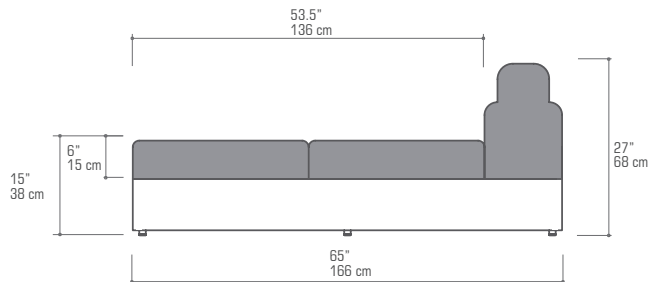
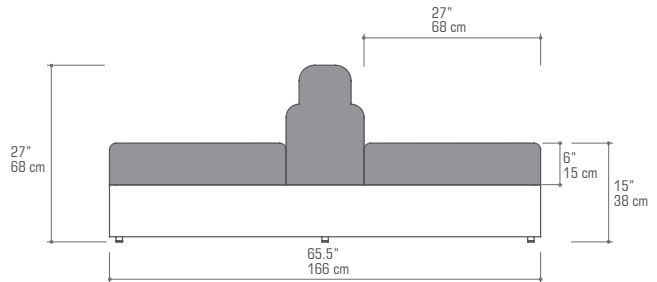
**NOTE :** Movable backrest  
(double sided or daybed position)

**BOULEVARD Table / Seat Double Sided**

BOU17


<b>W</b>	43.5"	110 cm	Unit	1 / Box	
<b>D</b>	65.5"	166 cm	Volume	40 ft <sup>3</sup>	1.14 m <sup>3</sup>
<b>H</b>	27"	68 cm	Nett	106 lb	48 kg
<b>SH</b>	15"	38 cm	Gross	130 lb	59 kg

**NOTE :** One side table, one side seat



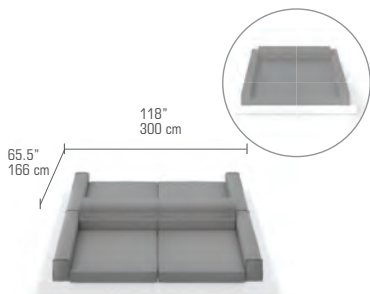
<b>BASE</b>	<b>SHADE FRAME</b>	<b>TABLE TOP</b>
Powder Coated Aluminum	Powder Coated Stainless Steel	HPL (High Pressure Laminate)

SUGGESTED CONFIGURATIONS



BDSCO-1 **BOULEVARD Double Sided Configuration 1**

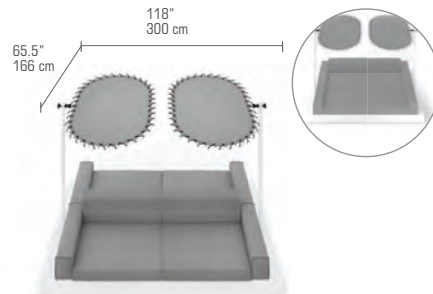
(2X) BOU15



BDSCO-2 **BOULEVARD Double Sided Configuration 2**

(2X) BOU16


**NOTE :** Can be turned into a daybed



BDSCO-3 **BOULEVARD Double Side Configuration 3**

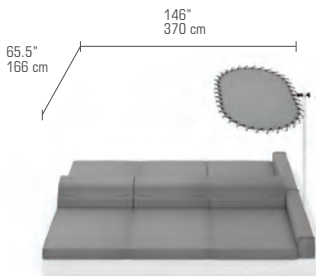
(2X) BOU18

**NOTE :** Can be turned into a daybed




BDSCO-5 **BOULEVARD Double Sided Configuration 5**

(2X) BOU15 + BOU16



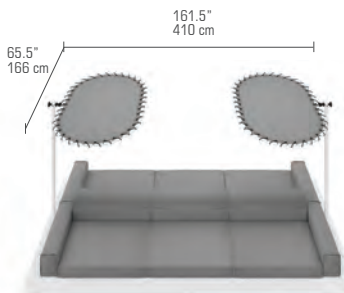
BDSCO-6 **BOULEVARD Double Sided Configuration 6**

(2X) BOU15 + BOU18




BDSCO-7 **BOULEVARD Double Sided Configuration 7**

(2X) BOU16 + BOU15



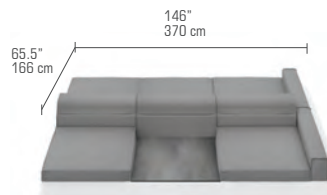
BDSCO-8 **BOULEVARD Double Sided Configuration 8**

(2X) BOU18 + BOU15



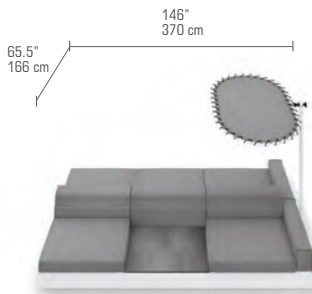
BDSCO-9 **BOULEVARD Double Sided Configuration 9**

(2X) BOU15 + BOU17



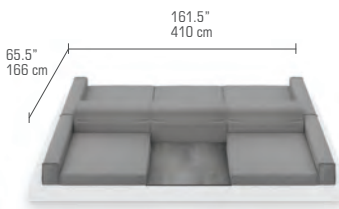
BDSCO-10 **BOULEVARD Double Sided Configuration 10**

BOU15 + BOU17 + BOU16



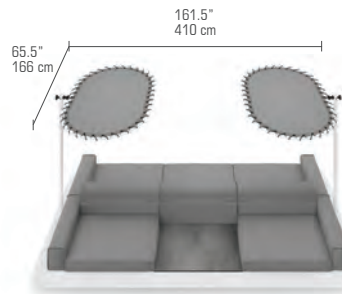
BDSCO-11 **BOULEVARD Double Sided Configuration 11**

BOU15 + BOU17 + BOU18



BDSCO-12 **BOULEVARD Double Sided Configuration 12**

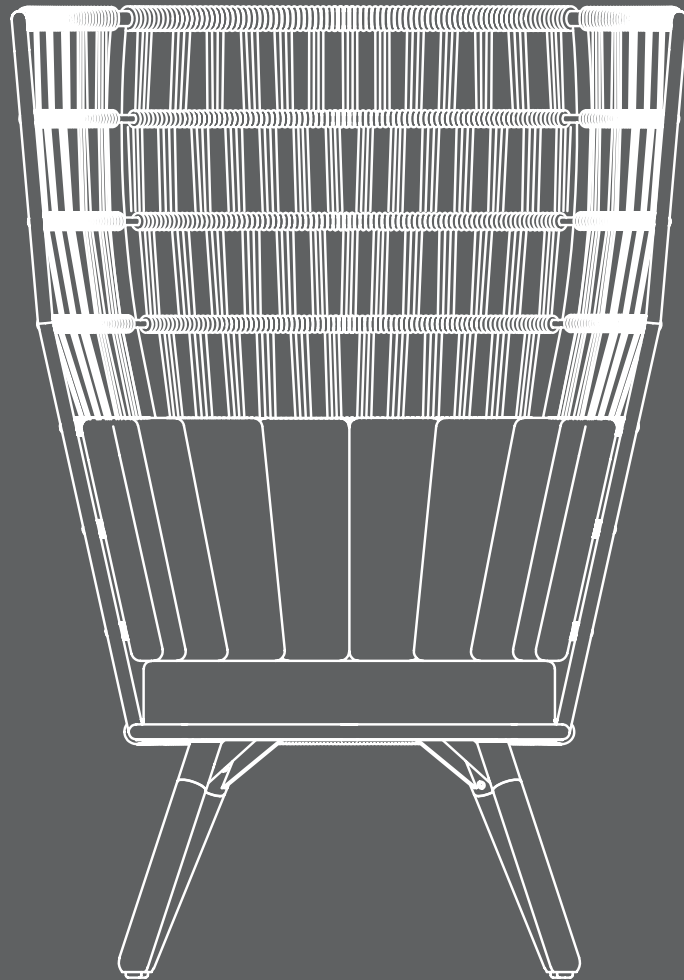
(2X) BOU16 + BOU17



BDSCO-13 **BOULEVARD Double Sided Configuration 13**

(2X) BOU18 + BOU17

\*\*Custom Configurations Available\*\*



**DAISY**

MAMAGREEN Design Lab



*“a flower blossoms for its own joy”*  
- Oscar Wilde




Just like how being in a field of daisies brings back good memories, MAMAGREEN's DAISY collection is designed to create a summertime mood and enhance positive vibes.

Designed for both residential and hospitality use, DAISY is perfect for small spaces and balconies. This versatile range will fit perfectly at home in an urban oasis, a multi-family rooftop, senior living projects, or at a restaurant or bistro, with options for dining, bar and lounge.

With unlimited options, thanks to our wide range of colors, and the unique mix of materials, design lovers will find the perfect spot for their own DAISY, inside or out.

Different tones of handwoven outdoor wickers shape the Daisy Mae barrel back chair.

Designed with a focus on ergonomics, style and low maintenance.



**DAISY MAE Dining Chair (Alu Legs)\***

DAI11

<b>W</b>	25.5"	65 cm	Unit	1 / Box	
<b>D</b>	22.5"	57 cm	Volume	12.5 ft3	0.35 m3
<b>H</b>	30.5"	77 cm	Nett	15 lb	7 kg
<b>SH</b>	17.5"	45 cm	Gross	26 lb	12 kg

(seat cushion included)



**DAISY MAE Dining Chair (Teak Legs)\*\***

DAI09

<b>W</b>	25.5"	65 cm	Unit	1 / Box	
<b>D</b>	22.5"	57 cm	Volume	12.5 ft3	0.35 m3
<b>H</b>	30.5"	77 cm	Nett	15 lb	7 kg
<b>SH</b>	17.5"	45 cm	Gross	26 lb	12 kg

(seat cushion included)



**DAISY MAE Swivel Dining Chair\*\*\***

DAI07

<b>W</b>	25.5"	65 cm	Unit	1 / Box	
<b>D</b>	22.5"	57 cm	Volume	12 ft3	0.33 m3
<b>H</b>	30.5"	77 cm	Nett	29 lb	13 kg
<b>SH</b>	17.5"	45 cm	Gross	37 lb	17 kg

(seat cushion included)



**DAISY MAE Chat Chair (ALU Legs)\***

DAI80

<b>W</b>	29"	74 cm	Unit	1 / Box	
<b>D</b>	27"	69 cm	Volume	15 ft3	0.43 m3
<b>H</b>	28"	71 cm	Nett	15 lb	7 kg
<b>SH</b>	15.5"	40 cm	Gross	26 lb	12 kg

(seat cushion included)



**DAISY MAE Chat Chair (Teak Legs)\*\***

DAI32

<b>W</b>	29"	74 cm	Unit	1 / Box	
<b>D</b>	27"	69 cm	Volume	15 ft3	0.43 m3
<b>H</b>	28"	71 cm	Nett	15 lb	7 kg
<b>SH</b>	15.5"	40 cm	Gross	26 lb	12 kg

(seat cushion included)



**DAISY MAE Swivel Lounge Chair\*\*\***

DAI39

<b>W</b>	29"	74 cm	Unit	1 / Box	
<b>D</b>	27"	69 cm	Volume	14.5 ft3	0.41 m3
<b>H</b>	28"	71 cm	Nett	33 lb	15 kg
<b>SH</b>	15.5"	40 cm	Gross	44 lb	20 kg

(seat cushion included)



FRAME / BASE

- \*Powder Coated Aluminum
- \*\*Recycled Teak | Brushed (F31)
- \*\*\*Powder Coated Galvanized Steel

SHELL

Fiber Weave | Flat Patterns



**DAISY MAE Daybed (Alu Legs)\***

DAI86

<b>L</b>	73.5"   187 cm	Unit	1 / Box	
<b>W</b>	62"   157 cm	Volume	79 ft3	2.24 m3
<b>H</b>	27.5"   70 cm	Nett	64 lb	29 kg
<b>SH</b>	15.5"   40 cm	Gross	130 lb	59 kg

(seat & back cushion included)



**DAISY MAE Daybed (Teak Legs)\*\***

DAI43

<b>L</b>	73.5"   187 cm	Unit	1 / Box	
<b>W</b>	62"   157 cm	Volume	79 ft3	2.24 m3
<b>H</b>	27.5"   70 cm	Nett	64 lb	29 kg
<b>SH</b>	15.5"   40 cm	Gross	130 lb	59 kg

(seat & back cushion included)

**Note : Throw Pillows not included**

**FRAME / BASE**

\*Powder Coated Aluminum  
 \*\*Recycled Teak | Brushed (F31)

**SHELL**

Fiber Weave | Flat Patterns



**DAISY MAE Swivel Counter Chair\*\*\***

DAI79

<b>W</b>	22"	56 cm	Unit	1 / Box
<b>D</b>	21"	54 cm	Volume	12 ft3   0.33 m3
<b>H</b>	32.5"	83 cm	Nett	31 lb   14 kg
<b>SH</b>	25"	63 cm	Gross	42 lb   19 kg

(seat cushion included)

**DAISY MAE Swivel Bar Chair\*\*\***

DAI13

<b>W</b>	22"	56 cm	Unit	1 / Box
<b>D</b>	21.5"	54 cm	Volume	13.5 ft3   0.38 m3
<b>H</b>	37.5"	95 cm	Nett	33 lb   15 kg
<b>SH</b>	29.5"	75 cm	Gross	44 lb   20 kg

(seat cushion included)



FRAME / BASE

\*\*\*Powder Coated Galvanized Steel

SHELL

Fiber Weave | Flat Patterns



**DAISY MAE Chat Chair High Back (Alu Legs)\***  
DAI184

<b>W</b>	34.5"   87 cm	Unit	1 / Box	
<b>D</b>	29"   74 cm	Volume	32 ft <sup>3</sup>	0.90 m <sup>3</sup>
<b>H</b>	48.5"   123 cm	Nett	22 lb	10 kg
<b>SH</b>	15.5"   40 cm	Gross	40 lb	18 kg

(seat cushion included)



**DAISY MAE Chat Chair High Back (Teak Legs)\*\***  
DAI186

<b>W</b>	34.5"   87 cm	Unit	1 / Box	
<b>D</b>	29"   74 cm	Volume	32 ft <sup>3</sup>	0.90 m <sup>3</sup>
<b>H</b>	48.5"   123 cm	Nett	22 lb	10 kg
<b>SH</b>	15.5"   40 cm	Gross	40 lb	18 kg

(seat cushion included)



**DAISY MAE Swivel Lounge Chair High Back\*\*\***  
DAI418

<b>W</b>	34.5"   87 cm	Unit	1 / Box	
<b>D</b>	29"   74 cm	Volume	31.5 ft <sup>3</sup>	0.89 m <sup>3</sup>
<b>H</b>	48.5"   123 cm	Nett	40 lb	18 kg
<b>SH</b>	15.5"   40 cm	Gross	57 lb	26 kg

(seat cushion included)



**DAISY MAE Chat 2-Seater (Alu Legs)\***  
DAI182

<b>W</b>	60"   152 cm	Unit	1 / Box	
<b>D</b>	27"   69 cm	Volume	29 ft <sup>3</sup>	0.83 m <sup>3</sup>
<b>H</b>	28"   71 cm	Nett	31 lb	14 kg
<b>SH</b>	15.5"   40 cm	Gross	49 lb	22 kg

(seat cushion included)



**DAISY MAE Chat 2-Seater (Teak Legs)\*\***  
DAI186

<b>W</b>	60"   152 cm	Unit	1 / Box	
<b>D</b>	27"   69 cm	Volume	29 ft <sup>3</sup>	0.83 m <sup>3</sup>
<b>H</b>	28"   71 cm	Nett	31 lb	14 kg
<b>SH</b>	15.5"   40 cm	Gross	49 lb	22 kg

(seat cushion included)

FRAME / BASE

- \*Powder Coated Aluminum
- \*\*Recycled Teak | Brushed (F31)
- \*\*\*Powder Coated Galvanized Steel

SHELL

Fiber Weave | Flat Patterns









**DAISY MAE 1-Seater**

DAI71

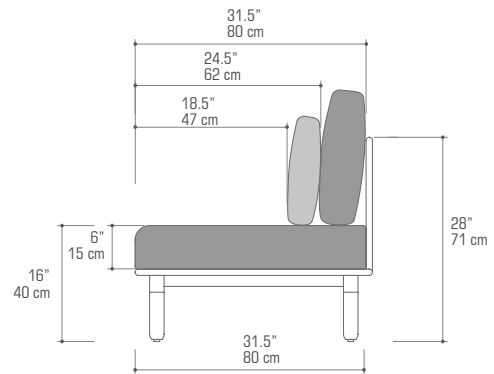
<b>W</b> 32.5"	83 cm	Unit	1 / Box	
<b>D</b> 32.5"	83 cm	Volume	20.5 ft <sup>3</sup>	0.58 m <sup>3</sup>
<b>H</b> 28"	71 cm	Nett	35 lb	16 kg
<b>SH</b> 16"	40 cm	Gross	57 lb	26 kg



**DAISY MAE 2-Seater**

DAI73

<b>W</b> 65"	165 cm	Unit	1 / Box	
<b>D</b> 32.5"	83 cm	Volume	40 ft <sup>3</sup>	1.13 m <sup>3</sup>
<b>H</b> 28"	71 cm	Nett	64 lb	29 kg
<b>SH</b> 16"	40 cm	Gross	82 lb	37 kg



**DAISY MAE 3-Seater**

DAI75

<b>W</b> 97"	247 cm	Unit	1 / Box	
<b>D</b> 32.5"	83 cm	Volume	59 ft <sup>3</sup>	1.67 m <sup>3</sup>
<b>H</b> 28"	71 cm	Nett	90 lb	41 kg
<b>SH</b> 16"	40 cm	Gross	110 lb	50 kg

**FRAME**

Powder Coated Aluminum

**LEGS**

Recycled Teak | Brushed (F31)

**SHELL**

Fiber Weave | Flat Patterns



**DAISY MAE Sectional**

DAI58

<b>W</b>	32"	82 cm	Unit	1 / Box	
<b>D</b>	32.5"	83 cm	Volume	20.5 ft <sup>3</sup>	0.58 m <sup>3</sup>
<b>H</b>	28"	71 cm	Nett	31 lb	14 kg
<b>SH</b>	16"	40 cm	Gross	49 lb	22 kg



**DAISY MAE Corner**

DAI64

<b>W</b>	32.5"	83 cm	Unit	1 / Box	
<b>D</b>	32.5"	83 cm	Volume	20.5 ft <sup>3</sup>	0.58 m <sup>3</sup>
<b>H</b>	28"	71 cm	Nett	35 lb	16 kg
<b>SH</b>	16"	40 cm	Gross	53 lb	24 kg



**DAISY MAE Right Hand Sectional**

DAI62

<b>W</b>	65"	165 cm	Unit	1 / Box	
<b>D</b>	32.5"	83 cm	Volume	40 ft <sup>3</sup>	1.13 m <sup>3</sup>
<b>H</b>	28"	71 cm	Nett	57 lb	26 kg
<b>SH</b>	16"	40 cm	Gross	84 lb	38 kg



**DAISY MAE Left Hand Sectional**

DAI60

<b>W</b>	65"	165 cm	Unit	1 / Box	
<b>D</b>	32.5"	83 cm	Volume	40 ft <sup>3</sup>	1.13 m <sup>3</sup>
<b>H</b>	28"	71 cm	Nett	57 lb	26 kg
<b>SH</b>	16"	40 cm	Gross	84 lb	38 kg



**DAISY MAE Left Hand Chaise**

DAI66

<b>W</b>	72"	183 cm	Unit	1 / Box	
<b>D</b>	32.5"	83 cm	Volume	44 ft <sup>3</sup>	1.25 m <sup>3</sup>
<b>H</b>	28"	71 cm	Nett	55 lb	25 kg
<b>SH</b>	16"	40 cm	Gross	82 lb	37 kg



**DAISY MAE Right Hand Chaise**

DAI68

<b>W</b>	72"	183 cm	Unit	1 / Box	
<b>D</b>	32.5"	83 cm	Volume	44 ft <sup>3</sup>	1.25 m <sup>3</sup>
<b>H</b>	28"	71 cm	Nett	55 lb	25 kg
<b>SH</b>	16"	40 cm	Gross	82 lb	37 kg

**FRAME**

Powder Coated Aluminum

**LEGS**


Recycled Teak | Brushed (F31)

**SHELL**

Fiber Weave | Flat Patterns

SUGGESTED CONFIGURATIONS

120




DAIMCO-1 **DAISY MAE Configuration 1**

DAI68 + DAI60



DAIMCO-2 **DAISY MAE Configuration 2**

DAI62 + DAI66




DAIMCO-3 **DAISY MAE Configuration 3**

DAI68 + DAI58 + DAI60



DAIMCO-4 **DAISY MAE Configuration 4**

DAI62 + DAI58 + DAI66




DAIMCO-5 **DAISY MAE Configuration 5**

DAI68 + (2X) DAI58 + DAI66




DAIMCO-6 **DAISY MAE Configuration 6**

DAI62 + DAI64 + DAI58 + DAI60



DAIMCO-7 **DAISY MAE Configuration 7**

DAI62 + DAI58 + DAI64 + DAI60



DAIMCO-8 **DAISY MAE Configuration 8**

DAI62 + DAI64 + DAI60



DAIMCO-9 **DAISY MAE Configuration 9**

DAI62 + (2X) DAI64 + (2X) DAI58 + DAI60

\*\*Custom Configurations Available\*\*





DAISY RAE designed by shaping rope, combining textures, space and light. Comfortable and playful.

Three distinct leg options are offered for the DAISY dining chairs, depending on style and function: tapered aluminum legs, a swivel base or teak round legs.

With its sturdy powder coat base, the swivel versions are great for outdoor clubs, rooftops or high wind areas.





**DAISY RAE Dining Chair (Alu Legs)\***

DAI12

<b>W</b> 25.5"	65 cm	Unit	1 / Box	
<b>D</b> 22.5"	57 cm	Volume	12.5 ft <sup>3</sup>	0.35 m <sup>3</sup>
<b>H</b> 30.5"	77 cm	Nett	15 lb	7 kg
<b>SH</b> 17.5"	45 cm	Gross	26 lb	12 kg

(seat cushion included)



**DAISY RAE Dining Chair (Teak Legs)\*\***

DAI10

<b>W</b> 25.5"	65 cm	Unit	1 / Box	
<b>D</b> 22.5"	57 cm	Volume	12.5 ft <sup>3</sup>	0.35 m <sup>3</sup>
<b>H</b> 30.5"	77 cm	Nett	15 lb	7 kg
<b>SH</b> 17.5"	45 cm	Gross	26 lb	12 kg

(seat cushion included)



**DAISY RAE Swivel Dining Chair\*\*\***

DAI08

<b>W</b> 25.5"	65 cm	Unit	1 / Box	
<b>D</b> 22.5"	57 cm	Volume	12 ft <sup>3</sup>	0.33 m <sup>3</sup>
<b>H</b> 30.5"	77 cm	Nett	29 lb	13 kg
<b>SH</b> 17.5"	45 cm	Gross	37 lb	17 kg

(seat cushion included)



**Optional Back Cushion - DAISY RAE Dining Chair**

DAI53

**Thickness** 0.8" | 2 cm



**DAISY RAE Chat Chair (Alu Legs)\*\***

DAI81

<b>W</b> 29"	74 cm	Unit	1 / Box	
<b>D</b> 27"	69 cm	Volume	15 ft <sup>3</sup>	0.43 m <sup>3</sup>
<b>H</b> 28"	71 cm	Nett	15 lb	7 kg
<b>SH</b> 15.5"	40 cm	Gross	26 lb	12 kg

(seat & back cushion included)



**DAISY RAE Chat Chair (Teak Legs)\*\***

DAI34

<b>W</b> 29"	74 cm	Unit	1 / Box	
<b>D</b> 27"	69 cm	Volume	15 ft <sup>3</sup>	0.43 m <sup>3</sup>
<b>H</b> 28"	71 cm	Nett	15 lb	7 kg
<b>SH</b> 15.5"	40 cm	Gross	26 lb	12 kg

(seat & back cushion included)



**DAISY RAE Swivel Lounge Chair\*\*\***

DAI40

<b>W</b> 29"	74 cm	Unit	1 / Box	
<b>D</b> 27"	69 cm	Volume	14.5 ft <sup>3</sup>	0.41 m <sup>3</sup>
<b>H</b> 28"	71 cm	Nett	33 lb	15 kg
<b>SH</b> 15.5"	40 cm	Gross	44 lb	20 kg

(seat & back cushion included)



FRAME / BASE

\*Powder Coated Aluminum  
 \*\*Recycled Teak | Brushed (F31)  
 \*\*\*Powder Coated Galvanized Steel

SHELL

Rope Weave



**DAISY RAE Daybed (Alu Legs)\***

DAI87

<b>L</b>	73.5"   187 cm	Unit	1 / Box	
<b>W</b>	62"   157 cm	Volume	79 ft3	2.24 m3
<b>H</b>	27.5"   70 cm	Nett	68 lb	31 kg
<b>SH</b>	15.5"   40 cm	Gross	134 lb	61 kg

(seat & back cushion included)



**DAISY RAE Daybed (Teak Legs)\*\***

DAI44

<b>L</b>	73.5"   187 cm	Unit	1 / Box	
<b>W</b>	62"   157 cm	Volume	79 ft3	2.24 m3
<b>H</b>	27.5"   70 cm	Nett	68 lb	31 kg
<b>SH</b>	15.5"   40 cm	Gross	134 lb	61 kg

(seat & back cushion included)

**Note : Throw Pillows not included**

**FRAME / BASE**

\*Powder Coated Aluminum  
 \*\*Recycled Teak | Brushed (F31)

**SHELL**

Rope Weave



### DAISY RAE Swivel Counter Chair\*\*\*

DAI78

<b>W</b>	22"	56 cm
<b>D</b>	21"	54 cm
<b>H</b>	32.5"	83 cm
<b>SH</b>	25"	63 cm

Unit	1 / Box	
Volume	12 ft <sup>3</sup>	0.33 m <sup>3</sup>
Nett	31 lb	14 kg
Gross	42 lb	19 kg

(seat cushion included)



### DAISY RAE Swivel Bar Chair\*\*\*

DAI14

<b>W</b>	22"	56 cm
<b>D</b>	21.5"	54 cm
<b>H</b>	37.5"	95 cm
<b>SH</b>	29.5"	75 cm

Unit	1 / Box	
Volume	13.5 ft <sup>3</sup>	0.38 m <sup>3</sup>
Nett	33 lb	15 kg
Gross	44 lb	20 kg

(seat cushion included)



FRAME / BASE

\*\*\*Powder Coated Galvanized Steel

SHELL

Rope Weave



**DAISY RAE Chat Chair High Back (Alu Legs)\***  
DAI85

<b>W</b>	34.5"   87 cm	Unit	1 / Box	
<b>D</b>	29"   74 cm	Volume	32 ft3	0.90 m3
<b>H</b>	48.5"   123 cm	Nett	24 lb	11 kg
<b>SH</b>	15.5"   40 cm	Gross	41 lb	19 kg

(seat & back cushion included)



**DAISY RAE Chat Chair High Back (Teak Legs)\*\***  
DAI47

<b>W</b>	34.5"   87 cm	Unit	1 / Box	
<b>D</b>	29"   74 cm	Volume	32 ft3	0.90 m3
<b>H</b>	48.5"   123 cm	Nett	24 lb	11 kg
<b>SH</b>	15.5"   40 cm	Gross	41 lb	19 kg

(seat & back cushion included)



**DAISY RAE Swivel Lounge Chair High Back\*\*\***  
DAI49

<b>W</b>	34.5"   87 cm	Unit	1 / Box	
<b>D</b>	29"   74 cm	Volume	31.5 ft3	0.89 m3
<b>H</b>	48.5"   123 cm	Nett	42 lb	19 kg
<b>SH</b>	15.5"   40 cm	Gross	60 lb	27 kg

(seat & back cushion included)



**DAISY RAE Chat 2-Seater (Alu Legs)\***  
DAI83

<b>W</b>	60"   152 cm	Unit	1 / Box	
<b>D</b>	27"   69 cm	Volume	29 ft3	0.83 m3
<b>H</b>	28"   71 cm	Nett	33 lb	15 kg
<b>SH</b>	15.5"   40 cm	Gross	51 lb	23 kg

(seat & back cushion included)



**DAISY RAE Chat 2-Seater (Teak Legs)\*\***  
DAI38

<b>W</b>	60"   152 cm	Unit	1 / Box	
<b>D</b>	27"   69 cm	Volume	29 ft3	0.83 m3
<b>H</b>	28"   71 cm	Nett	33 lb	15 kg
<b>SH</b>	15.5"   40 cm	Gross	51 lb	23 kg

(seat & back cushion included)

FRAME / BASE

- \*Powder Coated Aluminum
- \*\*Recycled Teak | Brushed (F31)
- \*\*\*Powder Coated Galvanized Steel

SHELL

Rope Weave











**DAISY RAE 1-Seater**

DAI70

<b>W</b> 32.5"	83 cm	Unit	1 / Box	
<b>D</b> 32.5"	83 cm	Volume	20.5 ft <sup>3</sup>	0.58 m <sup>3</sup>
<b>H</b> 28"	71 cm	Nett	35 lb	16 kg
<b>SH</b> 16"	40 cm	Gross	57 lb	26 kg



**DAISY RAE 2-Seater**

DAI72

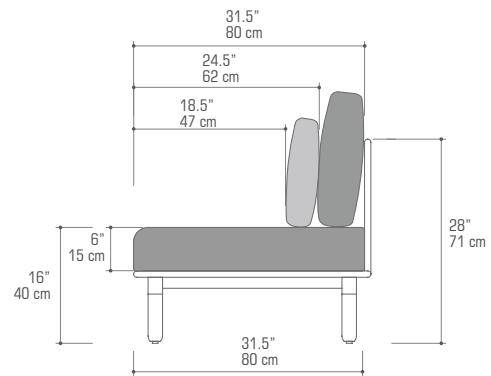
<b>W</b> 65"	165 cm	Unit	1 / Box	
<b>D</b> 32.5"	83 cm	Volume	40 ft <sup>3</sup>	1.13 m <sup>3</sup>
<b>H</b> 28"	71 cm	Nett	64 lb	29 kg
<b>SH</b> 16"	40 cm	Gross	82 lb	37 kg



**DAISY RAE 3-Seater**

DAI74

<b>W</b> 97"	247 cm	Unit	1 / Box	
<b>D</b> 32.5"	83 cm	Volume	59 ft <sup>3</sup>	1.67 m <sup>3</sup>
<b>H</b> 28"	71 cm	Nett	90 lb	41 kg
<b>SH</b> 16"	40 cm	Gross	110 lb	50 kg



**FRAME**

Powder Coated Aluminum

**LEGS**

Recycled Teak | Brushed (F31)

**SHELL**

Rope Weave



**DAISY RAE Sectional**

DAI57

<b>W</b> 32"	82 cm	Unit	1 / Box	
<b>D</b> 32.5"	83 cm	Volume	20.5 ft <sup>3</sup>	0.58 m <sup>3</sup>
<b>H</b> 28"	71 cm	Nett	31 lb	14 kg
<b>SH</b> 16"	40 cm	Gross	49 lb	22 kg



**DAISY RAE Corner**

DAI63

<b>W</b> 32.5"	83 cm	Unit	1 / Box	
<b>D</b> 32.5"	83 cm	Volume	20.5 ft <sup>3</sup>	0.58 m <sup>3</sup>
<b>H</b> 28"	71 cm	Nett	35 lb	16 kg
<b>SH</b> 16"	40 cm	Gross	53 lb	24 kg



**DAISY RAE Right Hand Sectional**

DAI61

<b>W</b> 65"	165 cm	Unit	1 / Box	
<b>D</b> 32.5"	83 cm	Volume	40 ft <sup>3</sup>	1.13 m <sup>3</sup>
<b>H</b> 28"	71 cm	Nett	57 lb	26 kg
<b>SH</b> 16"	40 cm	Gross	84 lb	38 kg



**DAISY RAE Left Hand Sectional**

DAI59

<b>W</b> 65"	165 cm	Unit	1 / Box	
<b>D</b> 32.5"	83 cm	Volume	40 ft <sup>3</sup>	1.13 m <sup>3</sup>
<b>H</b> 28"	71 cm	Nett	57 lb	26 kg
<b>SH</b> 16"	40 cm	Gross	84 lb	38 kg



**DAISY RAE Left Hand Chaise**

DAI65

<b>W</b> 72"	183 cm	Unit	1 / Box	
<b>D</b> 32.5"	83 cm	Volume	44 ft <sup>3</sup>	1.25 m <sup>3</sup>
<b>H</b> 28"	71 cm	Nett	55 lb	25 kg
<b>SH</b> 16"	40 cm	Gross	82 lb	37 kg



**DAISY RAE Right Hand Chaise**

DAI67

<b>W</b> 72"	183 cm	Unit	1 / Box	
<b>D</b> 32.5"	83 cm	Volume	44 ft <sup>3</sup>	1.25 m <sup>3</sup>
<b>H</b> 28"	71 cm	Nett	55 lb	25 kg
<b>SH</b> 16"	40 cm	Gross	82 lb	37 kg

FRAME

Powder Coated Aluminum

LEGS

Recycled Teak | Brushed (F31)

SHELL

Rope Weave

SUGGESTED CONFIGURATIONS

132



DAIRCO-1 **DAISY RAE Configuration 1**

DAI67 + DAI59



DAIRCO-2 **DAISY RAE Configuration 2**

DAI61 + DAI65



DAIRCO-3 **DAISY RAE Configuration 3**

DAI67 + DAI57 + DAI59



DAIRCO-4 **DAISY RAE Configuration 4**

DAI61 + DAI57 + DAI65



DAIRCO-5 **DAISY RAE Configuration 5**

DAI67 + (2X) DAI57 + DAI65



DAIRCO-6 **DAISY RAE Configuration 6**

DAI61 + DAI63 + DAI57 + DAI59



DAIRCO-7 **DAISY RAE Configuration 7**

DAI61 + DAI57 + DAI63 + DAI59



DAIRCO-8 **DAISY RAE Configuration 8**

DAI61 + DAI63 + DAI59



DAIRCO-9 **DAISY RAE Configuration 9**

DAI61 + (2X) DAI63 + (2X) DAI57 + DAI59

\*\*Custom Configurations Available\*\*





DAISY dining and chat tables have rounded edges, creating a safe and friendly look all at the same time. The table top, made of High Pressure Laminate (HPL) and an upcycled teak wood accent, is durable and low maintenance.



**DAISY Dining Table Square (Teak Legs)\*\***  
DAI28

**L** 39.5" | 100 cm  
**W** 39.5" | 100 cm  
**H** 30" | 76 cm  
**CH** 27.5" | 70 cm

Unit		1 / Box	
Volume	7 ft <sup>3</sup>	0.21	m <sup>3</sup>
Nett	55 lb	25	kg
Gross	71 lb	32	kg



**DAISY Dining Table Rectangular (Teak Legs)\*\***  
DAI51

**L** 63" | 160 cm  
**W** 39.5" | 100 cm  
**H** 30" | 76 cm  
**CH** 27.5" | 70 cm

Unit		1 / Box	
Volume	12 ft <sup>3</sup>	0.33	m <sup>3</sup>
Nett	78 lb	36	kg
Gross	99 lb	45	kg



**DAISY Dining Table Rectangular (Teak Legs)\*\***  
DAI30

**L** 86.5" | 220 cm  
**W** 39.5" | 100 cm  
**H** 30" | 76 cm  
**CH** 27.5" | 70 cm

Unit		1 / Box	
Volume	16 ft <sup>3</sup>	0.45	m <sup>3</sup>
Nett	106 lb	48	kg
Gross	132 lb	60	kg



**DAISY Dining Table Square (Alu Legs)\***  
DAI91

**L** 39.5" | 100 cm  
**W** 39.5" | 100 cm  
**H** 30" | 76 cm  
**CH** 27.5" | 70 cm

Unit		1 / Box	
Volume	7 ft <sup>3</sup>	0.21	m <sup>3</sup>
Nett	55 lb	25	kg
Gross	71 lb	32	kg



**DAISY Dining Table Rectangular (Alu Legs)\***  
DAI92

**L** 63" | 160 cm  
**W** 39.5" | 100 cm  
**H** 30" | 76 cm  
**CH** 27.5" | 70 cm

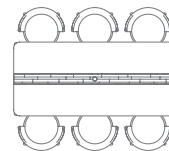
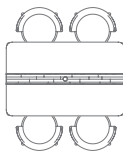
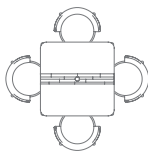
Unit		1 / Box	
Volume	12 ft <sup>3</sup>	0.33	m <sup>3</sup>
Nett	78 lb	36	kg
Gross	99 lb	45	kg



**DAISY Dining Table Rectangular (Alu Legs)\***  
DAI93

**L** 86.5" | 220 cm  
**W** 39.5" | 100 cm  
**H** 30" | 76 cm  
**CH** 27.5" | 70 cm

Unit		1 / Box	
Volume	16 ft <sup>3</sup>	0.45	m <sup>3</sup>
Nett	106 lb	48	kg
Gross	132 lb	60	kg



**Self-levelling Gliders**

\* Table simulation using DAISY MAE Dining Chair  
\*\*Custom Dimensions Available\*\*

FRAME / BASE

\*Powder Coated Aluminum  
\*\*Recycled Teak | Brushed (F31)

TABLE TOP

HPL (High Pressure Laminate)  
Laminated Teak | Brushed (Accent) T56



**DAISY Restaurant Table (Teak Legs)\*\***

DAI52

<b>L</b>	30"	76 cm
<b>W</b>	39.5"	100 cm
<b>H</b>	30"	76 cm
<b>CH</b>	27.5"	70 cm

Unit	1 / Box	
Volume	6 ft <sup>3</sup>	0.16 m <sup>3</sup>
Nett	46 lb	21 kg
Gross	52 lb	24 kg



**DAISY Balcony Table (Teak Legs)\*\***

DAI50

<b>Ø</b>	28"	71 cm
<b>H</b>	29"	73 cm
<b>CH</b>	27.5"	70 cm

Unit	1 / Box	
Volume	4 ft <sup>3</sup>	0.12 m <sup>3</sup>
Nett	24 lb	11 kg
Gross	33 lb	15 kg



**DAISY Restaurant Table (Alu Legs)\***

DAI90

<b>L</b>	30"	76 cm
<b>W</b>	39.5"	100 cm
<b>H</b>	30"	76 cm
<b>CH</b>	27.5"	70 cm

Unit	1 / Box	
Volume	6 ft <sup>3</sup>	0.16 m <sup>3</sup>
Nett	46 lb	21 kg
Gross	52 lb	24 kg



**DAISY Balcony Table (Alu Legs)\***

DAI94

<b>Ø</b>	28"	71 cm
<b>H</b>	29"	73 cm
<b>CH</b>	27.5"	70 cm

Unit	1 / Box	
Volume	4 ft <sup>3</sup>	0.12 m <sup>3</sup>
Nett	24 lb	11 kg
Gross	33 lb	15 kg

\*\*Custom Dimensions Available\*\*

FRAME / BASE

\*Powder Coated Aluminum

\*\*Recycled Teak | Brushed (F31)

TABLE TOP

HPL (High Pressure Laminate)

Laminated Teak | Brushed (Accent) T56





**DAISY Chat Table Square (Teak Legs)\*\***  
DAI41

<b>L</b> 25"	64 cm	Unit	1 / Box	
<b>W</b> 25"	64 cm	Volume	2.5 ft <sup>3</sup>	0.07 m <sup>3</sup>
<b>H</b> 20"	51 cm	Nett	22 lb	10 kg
		Gross	26 lb	12 kg



**DAISY Chat Table Rectangular (Teak Legs)\*\***  
DAI42

<b>L</b> 50"	127 cm	Unit	1 / Box	
<b>W</b> 25"	64 cm	Volume	4.5 ft <sup>3</sup>	0.13 m <sup>3</sup>
<b>H</b> 16"	40 cm	Nett	37 lb	17 kg
		Gross	46 lb	21 kg



**DAISY Rectangular Coffee Table\*\***  
DAI76

<b>L</b> 50"	127 cm	Unit	1 / Box	
<b>W</b> 30"	76 cm	Volume	6 ft <sup>3</sup>	0.18 m <sup>3</sup>
<b>H</b> 18"	45 cm	Nett	29 lb	13 kg
		Gross	35 lb	16 kg



**DAISY Chat Table Square (Alu Legs)\***  
DAI88

<b>L</b> 25"	64 cm	Unit	1 / Box	
<b>W</b> 25"	64 cm	Volume	2.5 ft <sup>3</sup>	0.07 m <sup>3</sup>
<b>H</b> 20"	51 cm	Nett	22 lb	10 kg
		Gross	26 lb	12 kg



**DAISY Chat Table Rectangular (Alu Legs)\***  
DAI89

<b>L</b> 50"	127 cm	Unit	1 / Box	
<b>W</b> 25"	64 cm	Volume	4.5 ft <sup>3</sup>	0.13 m <sup>3</sup>
<b>H</b> 16"	40 cm	Nett	37 lb	17 kg
		Gross	46 lb	21 kg



**DAISY Square Coffee Table\*\***  
DAI69

<b>L</b> 40"	102 cm	Unit	1 / Box	
<b>W</b> 40"	102 cm	Volume	6 ft <sup>3</sup>	0.18 m <sup>3</sup>
<b>H</b> 18"	45 cm	Nett	51 lb	23 kg
		Gross	57 lb	26 kg



**DAISY C Table**  
DAI45

<b>L</b> 12"	30 cm	Unit	1 / Box	
<b>W</b> 12"	30 cm	Volume	2.5 ft <sup>3</sup>	0.07 m <sup>3</sup>
<b>H</b> 20"	51 cm	Nett	9 lb	4 kg
		Gross	13 lb	6 kg

LEGS :  
Premium Powder Coated Galvanized Steel - Ultra Durable  
Standard Powder Coated Galvanized Steel - Sand / Gloss



**DAISY Side Table\*\***  
DAI77

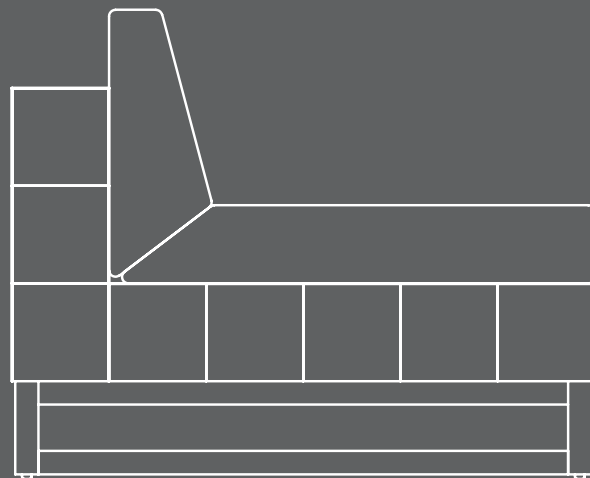
<b>L</b> 20"	51 cm	Unit	1 / Box	
<b>W</b> 20"	51 cm	Volume	2 ft <sup>3</sup>	0.05 m <sup>3</sup>
<b>H</b> 23"	58.5 cm	Nett	16 lb	7 kg
		Gross	20 lb	9 kg

FRAME / BASE

\*Powder Coated Aluminum  
\*\*Recycled Teak | Brushed (F31)

TABLE TOP

HPL (High Pressure Laminate)  
Laminated Teak | Brushed (Accent) T56



Design by Vincent Cantaert & Barbara Widiningtias







**EKKKA Ottoman**

MG2808

<b>W</b>	35.5"   90 cm	<b>Unit</b>	1 / Box	
<b>D</b>	35.5"   90 cm	<b>Volume</b>	14.5 ft <sup>3</sup>	0.41 m <sup>3</sup>
<b>H</b>	16.5"   42 cm	<b>Nett</b>	35 lb	16 kg
		<b>Gross</b>	46 lb	21 kg



**EKKKA Sectional Seat**

MG2806

<b>W</b>	47"   120 cm	<b>Unit</b>	1 / Box	
<b>D</b>	35.5"   90 cm	<b>Volume</b>	26.5 ft <sup>3</sup>	0.75 m <sup>3</sup>
<b>H</b>	28.5"   72 cm	<b>Nett</b>	57 lb	26 kg
<b>SH</b>	16.5"   42 cm	<b>Gross</b>	73 lb	33 kg



**EKKKA Right Hand Sectional**

MG2805

<b>W</b>	65"   165 cm	<b>Unit</b>	1 / Box	
<b>D</b>	35.5"   90 cm	<b>Volume</b>	36 ft <sup>3</sup>	1.02 m <sup>3</sup>
<b>H</b>	28.5"   72 cm	<b>Nett</b>	82 lb	37 kg
<b>SH</b>	16.5"   42 cm	<b>Gross</b>	99 lb	45 kg



**EKKKA Left Hand Sectional**

MG2804

<b>W</b>	65"   165 cm	<b>Unit</b>	1 / Box	
<b>D</b>	35.5"   90 cm	<b>Volume</b>	36 ft <sup>3</sup>	1.02 m <sup>3</sup>
<b>H</b>	28.5"   72 cm	<b>Nett</b>	82 lb	37 kg
<b>SH</b>	16.5"   42 cm	<b>Gross</b>	99 lb	45 kg



**EKKKA Sofa 3-Seater**

MG2821

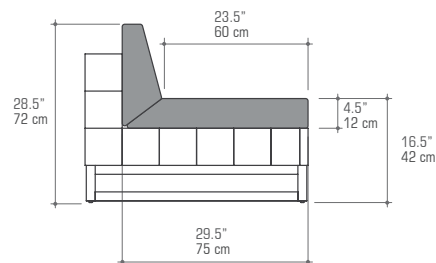
<b>W</b>	100.5"   255 cm	<b>Unit</b>	1 / Box	
<b>D</b>	35.5"   90 cm	<b>Volume</b>	55 ft <sup>3</sup>	1.56 m <sup>3</sup>
<b>H</b>	28.5"   72 cm	<b>Nett</b>	93 lb	42 kg
<b>SH</b>	16.5"   42 cm	<b>Gross</b>	119 lb	54 kg



**EKKKA Sectional Chaise**

MG2807

<b>W</b>	47"   120 cm	<b>Unit</b>	1 / Box	
<b>D</b>	65"   165 cm	<b>Volume</b>	47 ft <sup>3</sup>	1.34 m <sup>3</sup>
<b>H</b>	28.5"   72 cm	<b>Nett</b>	86 lb	39 kg
<b>SH</b>	16.5"   42 cm	<b>Gross</b>	108 lb	49 kg



**EKKKA Side Table Small (Teak)\***

MG2814

<b>L</b>	15.5"   40 cm	<b>Unit</b>	1 / Box	
<b>W</b>	15.5"   40 cm	<b>Volume</b>	3 ft <sup>3</sup>	0.08 m <sup>3</sup>
<b>H</b>	14"   35 cm	<b>Nett</b>	7 lb	3 kg
		<b>Gross</b>	11 lb	5 kg



**EKKKA Side Table Medium (Teak)\***

MG2819

<b>L</b>	21.5"   55 cm	<b>Unit</b>	1 / Box	
<b>W</b>	21.5"   55 cm	<b>Volume</b>	6 ft <sup>3</sup>	0.16 m <sup>3</sup>
<b>H</b>	16.5"   42 cm	<b>Nett</b>	9 lb	4 kg
		<b>Gross</b>	11 lb	5 kg



**EKKKA Long Table\***

MG2812

<b>L</b>	64.5"   164 cm	<b>Unit</b>	1 / Box	
<b>W</b>	17.5"   45 cm	<b>Volume</b>	10 ft <sup>3</sup>	0.28 m <sup>3</sup>
<b>H</b>	12"   30 cm	<b>Nett</b>	79 lb	36 kg
		<b>Gross</b>	90 lb	41 kg



**EKKKA Side Table Small (HPL)\*\***

MG2855

<b>L</b>	15.5"   40 cm	<b>Unit</b>	1 / Box	
<b>W</b>	15.5"   40 cm	<b>Volume</b>	3 ft <sup>3</sup>	0.08 m <sup>3</sup>
<b>H</b>	13.5"   34 cm	<b>Nett</b>	11 lb	5 kg
		<b>Gross</b>	13 lb	6 kg



**EKKKA Side Table Medium (HPL)\*\***

MG2860

<b>L</b>	21.5"   55 cm	<b>Unit</b>	1 / Box	
<b>W</b>	21.5"   55 cm	<b>Volume</b>	6 ft <sup>3</sup>	0.16 m <sup>3</sup>
<b>H</b>	16.5"   42 cm	<b>Nett</b>	15 lb	7 kg
		<b>Gross</b>	18 lb	8 kg



**EKKKA Sectional Coffee Table\***

MG2809

<b>L</b>	35.5"   90 cm	<b>Unit</b>	1 / Box	
<b>W</b>	35.5"   90 cm	<b>Volume</b>	10 ft <sup>3</sup>	0.28 m <sup>3</sup>
<b>H</b>	11"   28 cm	<b>Nett</b>	44 lb	20 kg
		<b>Gross</b>	53 lb	24 kg

**WOODEN PARTS**

Premium Teak | Smooth (F24)

**METAL PARTS**

Powder Coated Aluminum

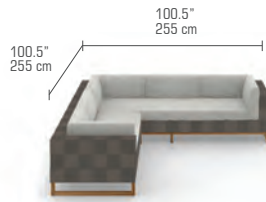
**TABLE TOP**

\*Premium Teak | Smooth (T24)  
\*\*HPL (High Pressure Laminate)


**UPHOLSTERY**

Regular Sling  
Premium Sling - Batyline Hemp (S13)  
Smart Textiles - Royal Black (S25)

SUGGESTED CONFIGURATIONS



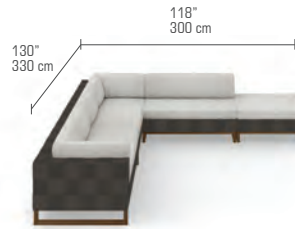
**EKKCO-1 EKKA Configuration 1**  
MG2805 + MG2821



**EKKCO-2 EKKA Configuration 2**  
(2X) MG2806 + MG2807



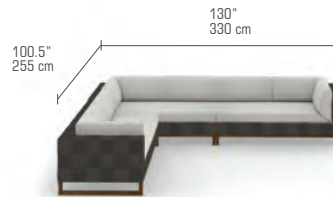
**EKKCO-3 EKKA Configuration 3**  
MG2805 + MG2808 + MG2807



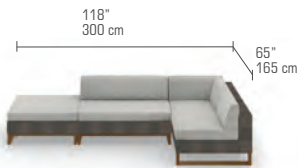
**EKKCO-4 EKKA Configuration 4**  
MG2805 + MG2804 + MG2806 + MG2808



**EKKCO-5 EKKA Configuration 5**  
MG2821 + MG2806 + MG2804



**EKKCO-6 EKKA Configuration 6**  
(2X) MG2805 + MG2804



**EKKCO-7 EKKA Configuration 7**  
MG2805 + MG2806 + MG2808



**EKKCO-10 EKKA Configuration 10**  
(2X) MG2821 + (2X) MG2806

\*\*Custom Configurations Available\*\*





**EKKA Carver Chair**

MG2864

<b>W</b> 21.5"	54 cm	Unit	1 / Box	
<b>D</b> 26"	66 cm	Volume	12 ft <sup>3</sup>	0.35 m <sup>3</sup>
<b>H</b> 32.5"	83 cm	Nett	11 lb	5 kg
<b>SH</b> 18.5"	46 cm	Gross	20 lb	9 kg
<b>AH</b> 25"	64 cm			

**MG2864W Weighted**

<b>W</b> 21.5"	54 cm	Unit	1 / Box	
<b>D</b> 26"	66 cm	Volume	12 ft <sup>3</sup>	0.35 m <sup>3</sup>
<b>H</b> 32.5"	83 cm	Nett	22 lb	10 kg
<b>SH</b> 18.5"	46 cm	Gross	31 lb	14 kg
<b>AH</b> 25"	64 cm			



**EKKA Carver Side Chair**

MG2915

<b>W</b> 21.5"	54 cm	Unit	1 / Box	
<b>D</b> 26"	66 cm	Volume	13 ft <sup>3</sup>	0.37 m <sup>3</sup>
<b>H</b> 32.5"	83 cm	Nett	11 lb	5 kg
<b>SH</b> 18.5"	46 cm	Gross	20 lb	9 kg

**MG2915W Weighted**

<b>W</b> 21.5"	54 cm	Unit	1 / Box	
<b>D</b> 26"	66 cm	Volume	13 ft <sup>3</sup>	0.37 m <sup>3</sup>
<b>H</b> 32.5"	83 cm	Nett	20 lb	9 kg
<b>SH</b> 18.5"	46 cm	Gross	29 lb	13 kg



**EKKA Stacking Armchair**

MG2847

<b>W</b> 25"	63 cm	Unit	4 / Box	
<b>D</b> 25.5"	65 cm	Volume	5 ft <sup>3</sup>	0.14 m <sup>3</sup>
<b>H</b> 32.5"	83 cm	Nett	11 lb	5 kg
<b>SH</b> 18.5"	47 cm	Gross	15 lb	7 kg
<b>AH</b> 25.5"	65 cm			



**EKKA Bar Chair**

MG2917

<b>W</b> 18.5"	47 cm	Unit	1 / Box	
<b>D</b> 23.5"	60 cm	Volume	13 ft <sup>3</sup>	0.37 m <sup>3</sup>
<b>H</b> 43"	110 cm	Nett	13 lb	6 kg
<b>SH</b> 30"	76 cm	Gross	26 lb	12 kg

**MG2917W Weighted**

<b>W</b> 18.5"	47 cm	Unit	1 / Box	
<b>D</b> 23.5"	60 cm	Volume	13 ft <sup>3</sup>	0.37 m <sup>3</sup>
<b>H</b> 43"	110 cm	Nett	24 lb	11 kg
<b>SH</b> 30"	76 cm	Gross	37 lb	17 kg



**EKKA Counter Chair**

MG2916

<b>W</b> 18.5"	47 cm	Unit	1 / Box	
<b>D</b> 23.5"	60 cm	Volume	12 ft <sup>3</sup>	0.34 m <sup>3</sup>
<b>H</b> 39"	100 cm	Nett	13 lb	6 kg
<b>SH</b> 25"	63 cm	Gross	24 lb	11 kg

**MG2916W Weighted**

<b>W</b> 18.5"	47 cm	Unit	1 / Box	
<b>D</b> 23.5"	60 cm	Volume	12 ft <sup>3</sup>	0.34 m <sup>3</sup>
<b>H</b> 39"	100 cm	Nett	20 lb	9 kg
<b>SH</b> 25"	63 cm	Gross	31 lb	14 kg



**Optional Padded Cushion - EKKA Stacking Armchair**

CU96

Thickness 0.9" | 2.5 cm



W12 - COCOA



W11 - DUNE



W21 - HERON WHITE

FRAME

Powder Coated Aluminum

WEBBING

Keops

SLING

Regular Sling





**EKKA Lounger (Teak)**

MG3401

<b>L</b>	78.5"	200 cm	Unit	1 / Box
<b>W</b>	30.5"	77 cm	Volume	18 ft3 0.51 m3
<b>H</b>	33.5"	85 cm	Nett	37 lb 18 kg
<b>SH</b>	10.5"	27 cm	Gross	55 lb 25 kg



**EKKA Lounger**

MG2813

<b>L</b>	78.5"	200 cm	Unit	1 / Box
<b>W</b>	30"	76 cm	Volume	18 ft3 0.51 m3
<b>H</b>	33.5"	85 cm	Nett	31 lb 14 kg
<b>SH</b>	10.5"	27 cm	Gross	46 lb 21 kg



**EKKA Double Lounger**

MG17276

<b>L</b>	78.5"	200 cm	Unit	1 / Box
<b>W</b>	55"	145 cm	Volume	32 ft3 0.91 m3
<b>H</b>	33.5"	85 cm	Nett	62 lb 28 kg
<b>SH</b>	10.5"	27 cm	Gross	93 lb 42 kg



**Optional Headrest - EKKA Lounger**

CU64

**Thickness** 2" | 6 cm



**Optional Cushion - EKKA Lounger**

CU72

**Thickness** 1.5" | 4 cm



**Optional Cushion - EKKA Double Lounger**

CU73

**Thickness** 1.5" | 4 cm

**WOODEN FRAME**

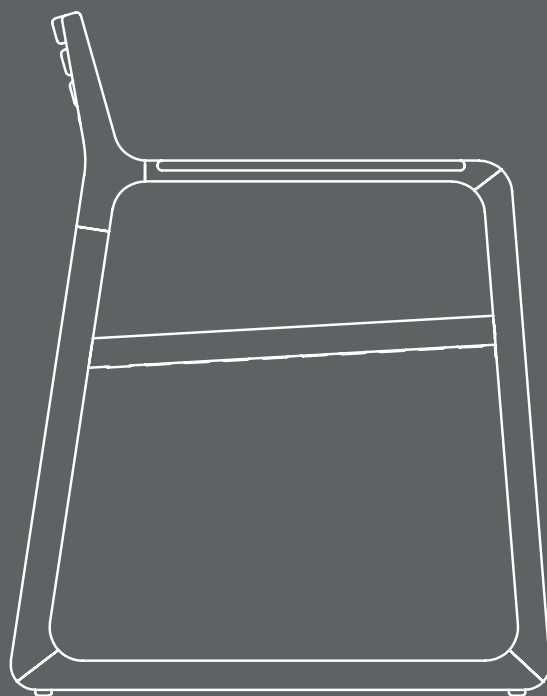
Premium Teak | Smooth (F24)

**METAL FRAME**

Powder Coated Aluminum

**SLING**

Regular Sling  
Premium Sling  
Smart Textiles - Royal Black (S25)



**estate**  
MAMAGREEN Design Lab





For the first time, Mamagreen has created a complete “full-teak” series with dining, bar and casual options. Premium smooth sanded teak is selected for color harmony, then matched and pieced together until perfection.

Naturally easy to combine with any other design elements, the neutral tones of teak blend seamlessly into classic and contemporary exteriors and interiors. Curved lines soften the minimalist shapes, and accentuate the natural beauty of the material.

The elegantly formed seat and backrest make the Estate chairs comfortable, with optional padded seat cushions available. The sled base and the armrest follow the rounded lines of this attractive design.

Estate pedestal tables are a fit in hospitality projects and great for small spaces. The self-adjusting gliders ensure stability. The highlight is a square dining table, seating 8, for a unique, intimate, residential setting.

For a more conventional family size we offer also a rectangular dining table. Bar, counter and low tables come in various dimensions. Estate tables come with an HPL inlay option for added color variations. Premium quality teak is only harvested from sustainable farms.



### ESTATE Dining Armchair

ESTO1

<b>W</b>	23"	58 cm
<b>D</b>	25.5"	65 cm
<b>H</b>	32"	82 cm
<b>SH</b>	18"	46 cm
<b>AH</b>	25"	64 cm

Unit	1 / Box	
Volume	13 ft <sup>3</sup>	0.37 m <sup>3</sup>
Nett	22 lb	10 kg
Gross	31 lb	14 kg



### Optional Padded Cushion - ESTATE Dining Armchair

CUESTO1

**Thickness** 0.8" | 2 cm



### ESTATE Dining Side Chair

ESTO2

<b>W</b>	18.5"	47 cm
<b>D</b>	25.5"	65 cm
<b>H</b>	32"	82 cm
<b>SH</b>	18"	46 cm

Unit	1 / Box	
Volume	11 ft <sup>3</sup>	0.30 m <sup>3</sup>
Nett	18 lb	8 kg
Gross	24 lb	11 kg



### Optional Padded Cushion - ESTATE Dining Side Chair

CUESTO2

**Thickness** 0.8" | 2 cm



**ESTATE Lounge Chair**

EST03

<b>W</b>	27.5"	70 cm
<b>D</b>	29"	73 cm
<b>H</b>	29"	74 cm
<b>SH</b>	14"	35 cm
<b>AH</b>	21"	54 cm

Unit	1 / Box	
Volume	15 ft <sup>3</sup>	0.43 m <sup>3</sup>
Nett	22 lb	10 kg
Gross	29 lb	13 kg

**Optional Padded Cushion -  
ESTATE Lounge Chair**

CUEST03

**Thickness** 1.5" | 4 cm**ESTATE Counter Chair**

EST36

<b>W</b>	17"	44 cm
<b>D</b>	22"	56 cm
<b>H</b>	35"	88 cm
<b>SH</b>	24"	61 cm

Unit	1 / Box	
Volume	9 ft <sup>3</sup>	0.26 m <sup>3</sup>
Nett	15 lb	7 kg
Gross	22 lb	10 kg

**ESTATE Bar Chair**

EST35

<b>W</b>	17"	44 cm
<b>D</b>	22.5"	57 cm
<b>H</b>	39.5"	100 cm
<b>SH</b>	29.5"	75 cm

Unit	1 / Box	
Volume	11 ft <sup>3</sup>	0.30 m <sup>3</sup>
Nett	18 lb	8 kg
Gross	26 lb	12 kg



**ESTATE Bistro Table (Teak)\***

EST46

<b>L</b>	30"	75 cm
<b>W</b>	30"	75 cm
<b>H</b>	30"	76 cm
<b>CH</b>	27"	69 cm

Unit	1 / Box	
Volume	5 ft <sup>3</sup>	0.14 m <sup>3</sup>
Nett	40 lb	18 kg
Gross	49 lb	22 kg



**ESTATE Bistro Table (HPL)\*\***

EST47

<b>L</b>	30"	75 cm
<b>W</b>	30"	75 cm
<b>H</b>	30"	76 cm
<b>CH</b>	27"	69 cm

Unit	1 / Box	
Volume	5 ft <sup>3</sup>	0.14 m <sup>3</sup>
Nett	44 lb	20 kg
Gross	57 lb	26 kg



**ESTATE Bistro Table (Teak)\***

EST21

<b>L</b>	35.5"	90 cm
<b>W</b>	35.5"	90 cm
<b>H</b>	30"	76 cm
<b>CH</b>	27"	69 cm

Unit	1 / Box	
Volume	7 ft <sup>3</sup>	0.19 m <sup>3</sup>
Nett	46 lb	21 kg
Gross	55 lb	25 kg

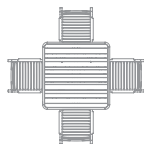


**ESTATE Bistro Table (HPL)\*\***

EST42

<b>L</b>	35.5"	90 cm
<b>W</b>	35.5"	90 cm
<b>H</b>	30"	76 cm
<b>CH</b>	27"	69 cm

Unit	1 / Box	
Volume	7 ft <sup>3</sup>	0.19 m <sup>3</sup>
Nett	53 lb	24 kg
Gross	71 lb	32 kg

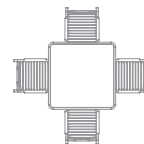


**ESTATE Bistro Table (Teak)\***

EST22

<b>L</b>	45"	114 cm
<b>W</b>	45"	114 cm
<b>H</b>	30"	76 cm
<b>CH</b>	27"	69 cm

Unit	1 / Box	
Volume	11 ft <sup>3</sup>	0.31 m <sup>3</sup>
Nett	66 lb	30 kg
Gross	79 lb	36 kg



**ESTATE Bistro Table (HPL)\*\***

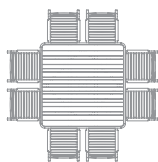
EST43

<b>L</b>	45"	114 cm
<b>W</b>	45"	114 cm
<b>H</b>	30"	76 cm
<b>CH</b>	27"	69 cm

Unit	1 / Box	
Volume	11 ft <sup>3</sup>	0.31 m <sup>3</sup>
Nett	79 lb	36 kg
Gross	101 lb	46 kg



\* Table simulation using ESTATE Dining Armchair  
 \*\*Custom Dimensions Available\*\*

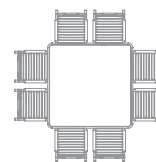


**ESTATE Square Dining Table (Teak)\***

EST62

<b>L</b>	60"		152 cm
<b>W</b>	60"		152 cm
<b>H</b>	30"		76 cm
<b>CH</b>	27"		69 cm

Unit	1 / Box	
Volume	19 ft:3	0.53 m3
Nett	108 lb	49 kg
Gross	134 lb	61 kg



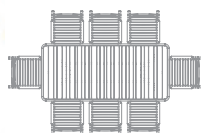
**ESTATE Square Dining Table (HPL)\*\***

EST63

<b>L</b>	60"		152 cm
<b>W</b>	60"		152 cm
<b>H</b>	30"		76 cm
<b>CH</b>	27"		69 cm

Unit	1 / Box	
Volume	19 ft:3	0.53 m3
Nett	123 lb	56 kg
Gross	159 lb	72 kg

Only available in the following HPL colors :  
Carrara White / Carrara Black / Volcanic Ash

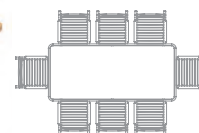


**ESTATE Rectangular Dining Table (Teak)\***

EST64

<b>L</b>	90"		228 cm
<b>W</b>	40"		102 cm
<b>H</b>	30"		76 cm
<b>CH</b>	27"		69 cm

Unit	2 Boxes	
Volume	22 ft:3	0.62 m3
Nett	126 lb	57 kg
Gross	152 lb	69 kg



**ESTATE Rectangular Dining Table (HPL)\*\***

EST65

<b>L</b>	90"		228 cm
<b>W</b>	40"		102 cm
<b>H</b>	30"		76 cm
<b>CH</b>	27"		69 cm

Unit	2 Boxes	
Volume	22 ft:3	0.62 m3
Nett	146 lb	66 kg
Gross	181 lb	82 kg



\* Table simulation using ESTATE Dining Armchair  
\*\*Custom Dimensions Available\*\*

WOODEN PARTS

Premium Teak | Smooth (F24)

TABLE TOP

\*Premium Teak | Smooth (T24)

\*\*HPL (High Pressure Laminat)







**ESTATE Counter Table (Teak)\***

EST40

<b>L</b>	30"	75 cm
<b>W</b>	30"	75 cm
<b>H</b>	36"	91 cm

Unit	1 / Box	
Volume	6 ft.3	0.17 m3
Nett	40 lb	18 kg
Gross	49 lb	22 kg



**ESTATE Counter Table (HPL)\*\***

EST44

<b>L</b>	30"	75 cm
<b>W</b>	30"	75 cm
<b>H</b>	36"	91 cm

Unit	1 / Box	
Volume	6 ft.3	0.17 m3
Nett	44 lb	20 kg
Gross	57 lb	26 kg



**ESTATE Counter Table (Teak)\***

EST48

<b>L</b>	35.5"	90 cm
<b>W</b>	35.5"	90 cm
<b>H</b>	36"	91 cm

Unit	1 / Box	
Volume	7 ft.3	0.19 m3
Nett	46 lb	21 kg
Gross	55 lb	25 kg



**ESTATE Counter Table (HPL)\*\***

EST50

<b>L</b>	35.5"	90 cm
<b>W</b>	35.5"	90 cm
<b>H</b>	36"	91 cm

Unit	1 / Box	
Volume	7 ft.3	0.19 m3
Nett	53 lb	24 kg
Gross	71 lb	32 kg



**ESTATE Counter Table (Teak)\***

EST49

<b>L</b>	45"	114 cm
<b>W</b>	45"	114 cm
<b>H</b>	36"	91 cm

Unit	1 / Box	
Volume	11 ft.3	0.31 m3
Nett	66 lb	30 kg
Gross	79 lb	36 kg



**ESTATE Counter Table (HPL)\*\***

EST51

<b>L</b>	45"	114 cm
<b>W</b>	45"	114 cm
<b>H</b>	36"	91 cm

Unit	1 / Box	
Volume	11 ft.3	0.31 m3
Nett	79 lb	36 kg
Gross	101 lb	46 kg



**ESTATE Rectangular Counter Table (Teak)\***

EST69

<b>L</b>	71"	180 cm
<b>W</b>	35.5"	90 cm
<b>H</b>	36"	91 cm

Unit	2 Boxes	
Volume	18 ft.3	0.51 m3
Nett	121 lb	55 kg
Gross	152 lb	69 kg



**ESTATE Rectangular Counter Table (HPL)\*\***

EST68

<b>L</b>	71"	180 cm
<b>W</b>	35.5"	90 cm
<b>H</b>	36"	91 cm

Unit	2 Boxes	
Volume	20 ft.3	0.57 m3
Nett	141 lb	64 kg
Gross	176 lb	80 kg



\*\*Custom Dimensions Available\*\*

WOODEN PARTS  
Premium Teak | Smooth (F24)

TABLE TOP  
\*Premium Teak | Smooth (T24)  
\*\*HPL (High Pressure Laminat)





**ESTATE Bar Table (Teak)\***  
EST41

**L** 30" | 75 cm  
**W** 30" | 75 cm  
**H** 41.5" | 105 cm

Unit	1 / Box	
Volume	7 ft <sup>3</sup>	0.19 m <sup>3</sup>
Nett	42 lb	19 kg
Gross	51 lb	23 kg



**ESTATE Bar Table (HPL)\*\***  
EST45

**L** 30" | 75 cm  
**W** 30" | 75 cm  
**H** 41.5" | 105 cm

Unit	1 / Box	
Volume	7 ft <sup>3</sup>	0.19 m <sup>3</sup>
Nett	46 lb	21 kg
Gross	60 lb	27 kg



**ESTATE Bar Table (Teak)\***  
EST52

**L** 35.5" | 90 cm  
**W** 35.5" | 90 cm  
**H** 41.5" | 105 cm

Unit	1 / Box	
Volume	8 ft <sup>3</sup>	0.23 m <sup>3</sup>
Nett	49 lb	22 kg
Gross	57 lb	26 kg



**ESTATE Bar Table (HPL)\*\***  
EST54

**L** 35.5" | 90 cm  
**W** 35.5" | 90 cm  
**H** 41.5" | 105 cm

Unit	1 / Box	
Volume	8 ft <sup>3</sup>	0.23 m <sup>3</sup>
Nett	55 lb	25 kg
Gross	73 lb	33 kg



**ESTATE Bar Table (Teak)\***  
EST53

**L** 45" | 114 cm  
**W** 45" | 114 cm  
**H** 41.5" | 105 cm

Unit	1 / Box	
Volume	11 ft <sup>3</sup>	0.31 m <sup>3</sup>
Nett	68 lb	31 kg
Gross	82 lb	37 kg



**ESTATE Bar Table (HPL)\*\***  
EST55

**L** 45" | 114 cm  
**W** 45" | 114 cm  
**H** 41.5" | 105 cm

Unit	1 / Box	
Volume	11 ft <sup>3</sup>	0.31 m <sup>3</sup>
Nett	82 lb	37 kg
Gross	104 lb	47 kg



**ESTATE Rectangular Bar Table (Teak)\***  
EST67

**L** 71" | 180 cm  
**W** 35.5" | 90 cm  
**H** 41.5" | 105 cm

Unit	2 Boxes	
Volume	20 ft <sup>3</sup>	0.56 m <sup>3</sup>
Nett	126 lb	57 kg
Gross	157 lb	71 kg



**ESTATE Rectangular Bar Table (HPL)\*\***  
EST66

**L** 71" | 180 cm  
**W** 35.5" | 90 cm  
**H** 41.5" | 105 cm

Unit	2 Boxes	
Volume	22 ft <sup>3</sup>	0.62 m <sup>3</sup>
Nett	146 lb	66 kg
Gross	181 lb	82 kg



\*\*Custom Dimensions Available\*\*

WOODEN PARTS  
Premium Teak | Smooth (F24)

TABLE TOP  
\*Premium Teak | Smooth (T24)  
\*\*HPL (High Pressure Laminated)

**ESTATE Coffee Table (Teak)\***

EST56

**L** 30" | 75 cm  
**W** 30" | 75 cm  
**H** 19.5" | 50 cm

Unit	1 / Box	
Volume	5 ft <sup>3</sup>	0.14 m <sup>3</sup>
Nett	35 lb	16 kg
Gross	44 lb	20 kg

**ESTATE Coffee Table (HPL)\*\***

EST59

**L** 30" | 75 cm  
**W** 30" | 75 cm  
**H** 19.5" | 50 cm

Unit	1 / Box	
Volume	5 ft <sup>3</sup>	0.14 m <sup>3</sup>
Nett	40 lb	18 kg
Gross	53 lb	24 kg

**ESTATE Coffee Table (Teak)\***

EST57

**L** 35.5" | 90 cm  
**W** 35.5" | 90 cm  
**H** 19.5" | 50 cm

Unit	1 / Box	
Volume	7 ft <sup>3</sup>	0.19 m <sup>3</sup>
Nett	42 lb	19 kg
Gross	51 lb	23 kg

**ESTATE Coffee Table (HPL)\*\***

EST60

**L** 35.5" | 90 cm  
**W** 35.5" | 90 cm  
**H** 19.5" | 50 cm

Unit	1 / Box	
Volume	7 ft <sup>3</sup>	0.19 m <sup>3</sup>
Nett	49 lb	22 kg
Gross	62 lb	28 kg

**ESTATE Coffee Table (Teak)\***

EST58

**L** 45" | 114 cm  
**W** 45" | 114 cm  
**H** 19.5" | 50 cm

Unit	1 / Box	
Volume	11 ft <sup>3</sup>	0.31 m <sup>3</sup>
Nett	62 lb	28 kg
Gross	75 lb	34 kg

**ESTATE Coffee Table (HPL)\*\***

EST61

**L** 45" | 114 cm  
**W** 45" | 114 cm  
**H** 19.5" | 50 cm

Unit	1 / Box	
Volume	11 ft <sup>3</sup>	0.31 m <sup>3</sup>
Nett	73 lb	33 kg
Gross	95 lb	43 kg



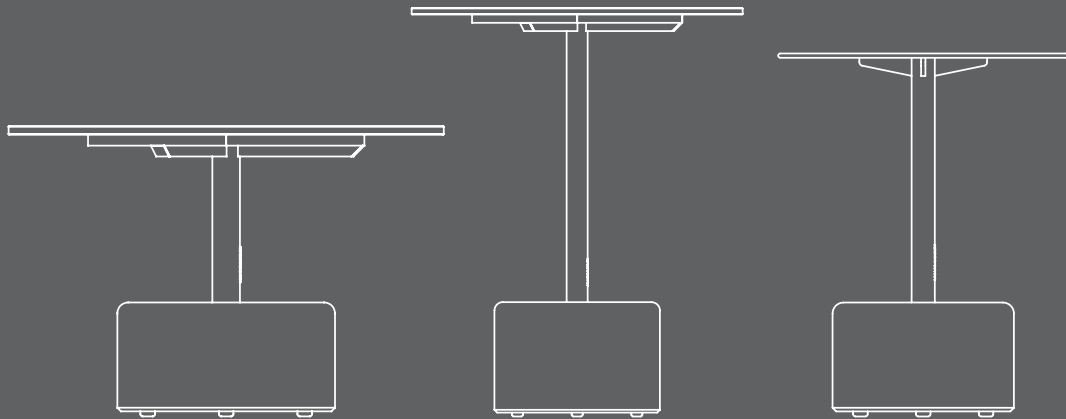
## WOODEN PARTS

Premium Teak | Smooth (F24)

## TABLE TOP

\*Premium Teak | Smooth (T24)

\*\*HPL (High Pressure Laminate)



# Glyph

MAMAGREEN Design Lab











**GLYPH Low Table Ø 16" / 40 cm**

GLY03 (Aluminum Top - Teak Base)

GLY13 (HPL Top - Teak Base)

Ø	16"   40 cm	Unit	1 / Box	
H	20"   50 cm	Volume	4 ft3	0.11 m3
		Nett	20 lb	9 kg
		Gross	26 lb	12 kg



**GLYPH Low Table Ø 23.5" / 60 cm**

GLY01 (Aluminum Top - Teak Base)

GLY11 (HPL Top - Teak Base)

Ø	23.5"   60 cm	Unit	2 Boxes	
H	16"   40 cm	Volume	3 ft3	0.09 m3
		Nett	35 lb	16 kg
		Gross	51 lb	23 kg



**GLYPH Low Table Ø 31.5" / 80 cm**

GLY02 (Aluminum Top - Teak Base)

GLY12 (HPL Top - Teak Base)

Ø	31.5"   80 cm	Unit	2 Boxes	
H	18"   45 cm	Volume	5 ft3	0.14 m3
		Nett	53 lb	24 kg
		Gross	71 lb	32 kg



**GLYPH Side Table Ø 12" / 30 cm**

GLY04 (Aluminum Top - Teak Base)

GLY14 (HPL Top - Teak Base)

Ø	12"   30 cm	Unit	1 / Box	
H	22"   56 cm	Volume	2.5 ft3	0.07 m3
		Nett	13 lb	6 kg
		Gross	20 lb	9 kg



**GLYPH Tea Table Ø 23.5" / 60 cm**

GLY05 (Aluminum Top - Teak Base)

GLY15 (HPL Top - Teak Base)

Ø	23.5"   60 cm	Unit	2 Boxes	
H	25"   63 cm	Volume	4 ft3	0.11 m3
		Nett	40 lb	18 kg
		Gross	55 lb	25 kg



**GLYPH Bistro Table Ø 23.5" / 60 cm**

GLY06 (Aluminum Top - Teak Base)

GLY16 (HPL Top - Teak Base)

Ø	23.5"   60 cm	Unit	2 Boxes	
H	29"   74 cm	Volume	4 ft3	0.12 m3
		Nett	42 lb	19 kg
		Gross	60 lb	27 kg



**GLYPH Bistro Table Ø 31.5" / 80 cm**

GLY07 (Aluminum Top - Teak Base)

GLY17 (HPL Top - Teak Base)

Ø	31.5"   80 cm	Unit	2 Boxes	
H	29"   74 cm	Volume	6 ft3	0.18 m3
		Nett	62 lb	28 kg
		Gross	82 lb	37 kg

\*\*Custom Dimensions Available\*\*

FRAME

Powder Coated Aluminum

BASE

Laminated Teak | Smooth (F58)

TOP

Powder Coated Aluminum - Ultra Durable  
HPL (High Pressure Laminated)



**GLYPH Low Table Square**  
**16" x 16" / 40 x 40 cm**

GLY103 (Aluminum Top - Teak Base)

GLY113 (HPL Top - Teak Base)

<b>L</b>	16"	40 cm	Unit	1 / Box	
<b>W</b>	16"	40 cm	Volume	4 ft <sup>3</sup>	0.11 m <sup>3</sup>
<b>H</b>	20"	50 cm	Nett	20 lb	9 kg
			Gross	26 lb	12 kg



**GLYPH Low Table Square**  
**23.5" x 23.5" / 60 x 60 cm**

GLY101 (Aluminum Top - Teak Base)

GLY111 (HPL Top - Teak Base)

<b>L</b>	23.5"	60 cm	Unit	2 Boxes	
<b>W</b>	23.5"	60 cm	Volume	3 ft <sup>3</sup>	0.09 m <sup>3</sup>
<b>H</b>	16"	40 cm	Nett	35 lb	16 kg
			Gross	51 lb	23 kg



**GLYPH Low Table Square**  
**31.5" x 31.5" / 80 x 80 cm**

GLY102 (Aluminum Top - Teak Base)

GLY112 (HPL Top - Teak Base)

<b>L</b>	31.5"	80 cm	Unit	2 Boxes	
<b>W</b>	31.5"	80 cm	Volume	5 ft <sup>3</sup>	0.14 m <sup>3</sup>
<b>H</b>	18"	45 cm	Nett	53 lb	24 kg
			Gross	71 lb	32 kg



**GLYPH Side Table Square**  
**12" x 12" / 30 x 30 cm**

GLY104 (Aluminum Top - Teak Base)

GLY114 (HPL Top - Teak Base)

<b>L</b>	12"	30 cm	Unit	1 / Box	
<b>W</b>	12"	30 cm	Volume	2.5 ft <sup>3</sup>	0.07 m <sup>3</sup>
<b>H</b>	22"	56 cm	Nett	13 lb	6 kg
			Gross	20 lb	9 kg



**GLYPH Tea Table Square**  
**23.5" x 23.5" / 60 x 60 cm**

GLY105 (Aluminum Top - Teak Base)

GLY115 (HPL Top - Teak Base)

<b>L</b>	23.5"	60 cm	Unit	2 Boxes	
<b>W</b>	23.5"	60 cm	Volume	4 ft <sup>3</sup>	0.11 m <sup>3</sup>
<b>H</b>	25"	63 cm	Nett	40 lb	18 kg
			Gross	55 lb	25 kg



**GLYPH Bistro Table Square**  
**23.5" x 23.5" / 60 x 60 cm**

GLY106 (Aluminum Top - Teak Base)

GLY116 (HPL Top - Teak Base)

<b>L</b>	23.5"	60 cm	Unit	2 Boxes	
<b>W</b>	23.5"	60 cm	Volume	4 ft <sup>3</sup>	0.12 m <sup>3</sup>
<b>H</b>	29"	74 cm	Nett	42 lb	19 kg
			Gross	60 lb	27 kg



**GLYPH Bistro Table Square**  
**31.5" x 31.5" / 80 x 80 cm**

GLY107 (Aluminum Top - Teak Base)

GLY117 (HPL Top - Teak Base)

<b>L</b>	31.5"	80 cm	Unit	2 Boxes	
<b>W</b>	31.5"	80 cm	Volume	6 ft <sup>3</sup>	0.18 m <sup>3</sup>
<b>H</b>	29"	74 cm	Nett	62 lb	28 kg
			Gross	82 lb	37 kg

\*\*Custom Dimensions Available\*\*

FRAME

Powder Coated Aluminum

BASE

Laminated Teak | Smooth (F58)

TOP

Powder Coated Aluminum - Ultra Durable  
 HPL (High Pressure Laminate)



**GLYPH Low Table Ø 16" / 40 cm**

GLY23 (Aluminum Top - Stone Base)

GLY33 (HPL Top - Stone Base)

Ø	16"   40 cm	Unit	1 / Box	
H	20"   50 cm	Volume	4 ft3	0.12 m3
		Nett	26 lb	12 kg
		Gross	35 lb	16 kg



**GLYPH Low Table Ø 23.5" / 60 cm**

GLY21 (Aluminum Top - Stone Base)

GLY31 (HPL Top - Stone Base)

Ø	23.5"   60 cm	Unit	2 Boxes	
H	16"   40 cm	Volume	5 ft3	0.14 m3
		Nett	53 lb	24 kg
		Gross	71 lb	32 kg



**GLYPH Low Table Ø 31.5" / 80 cm**

GLY22 (Aluminum Top - Stone Base)

GLY32 (HPL Top - Stone Base)

Ø	31.5"   80 cm	Unit	2 Boxes	
H	18"   45 cm	Volume	7.5 ft3	0.21 m3
		Nett	79 lb	36 kg
		Gross	101 lb	46 kg



**GLYPH Side Table Ø 12" / 30 cm**

GLY24 (Aluminum Top - Stone Base)

GLY34 (HPL Top - Stone Base)

Ø	12"   30 cm	Unit	1 / Box	
H	22"   56 cm	Volume	3 ft3	0.08 m3
		Nett	15 lb	7 kg
		Gross	24 lb	11 kg



**GLYPH Bistro Table Ø 23.5" / 60 cm**

GLY26 (Aluminum Top - Stone Base)

GLY36 (HPL Top - Stone Base)

Ø	23.5"   60 cm	Unit	2 Boxes	
H	29"   74 cm	Volume	7.5 ft3	0.21 m3
		Nett	71 lb	32 kg
		Gross	90 lb	41 kg



**GLYPH Bistro Table Ø 31.5" / 80 cm**

GLY27 (Aluminum Top - Stone Base)

GLY37 (HPL Top - Stone Base)

Ø	31.5"   80 cm	Unit	2 Boxes	
H	29"   74 cm	Volume	10 ft3	0.28 m3
		Nett	97 lb	44 kg
		Gross	121 lb	55 kg



**GLYPH Tea Table Ø 23.5" / 60 cm**

GLY25 (Aluminum Top - Stone Base)

GLY35 (HPL Top - Stone Base)

Ø	23.5"   60 cm	Unit	2 Boxes	
H	25"   63 cm	Volume	7 ft3	0.19 m3
		Nett	68 lb	31 kg
		Gross	88 lb	40 kg



**GLYPH Bar Table Ø 23.5" / 60 cm**

GLY28 (Aluminum Top - Stone Base)

GLY38 (HPL Top - Stone Base)

Ø	23.5"   60 cm	Unit	2 Boxes	
H	41.5"   105 cm	Volume	10 ft3	0.28 m3
		Nett	90 lb	41 kg
		Gross	112 lb	51 kg



**GLYPH Bar Table Ø 31.5" / 80 cm**

GLY29 (Aluminum Top - Stone Base)

GLY39 (HPL Top - Stone Base)

Ø	31.5"   80 cm	Unit	2 Boxes	
H	41.5"   105 cm	Volume	13 ft3	0.36 m3
		Nett	132 lb	60 kg
		Gross	159 lb	72 kg

\*\*Custom Dimensions Available\*\*

FRAME	BASE	TOP
Powder Coated Aluminum	Stone	Powder Coated Aluminum - Ultra Durable HPL (High Pressure Laminate)



**GLYPH Low Table Square**  
**16" x 16" / 40 x 40 cm**

GLY123 (Aluminum Top - Stone Base)

GLY133 (HPL Top - Stone Base)

<b>L</b>	16"	40 cm
<b>W</b>	16"	40 cm
<b>H</b>	20"	50 cm

Unit	1 / Box	
Volume	4 ft3	0.12 m3
Nett	26 lb	12 kg
Gross	35 lb	16 kg



**GLYPH Low Table Square**  
**23.5" x 23.5" / 60 x 60 cm**

GLY121 (Aluminum Top - Stone Base)

GLY131 (HPL Top - Stone Base)

<b>L</b>	23.5"	60 cm
<b>W</b>	23.5"	60 cm
<b>H</b>	16"	40 cm

Unit	2 Boxes	
Volume	5 ft3	0.14 m3
Nett	55 lb	25 kg
Gross	75 lb	34 kg



**GLYPH Low Table Square**  
**31.5" x 31.5" / 80 x 80 cm**

GLY122 (Aluminum Top - Stone Base)

GLY132 (HPL Top - Stone Base)

<b>L</b>	31.5"	80 cm
<b>W</b>	31.5"	80 cm
<b>H</b>	18"	45 cm

Unit	2 Boxes	
Volume	7.5 ft3	0.21 m3
Nett	84 lb	38 kg
Gross	106 lb	48 kg



**GLYPH Side Table Square**  
**12" x 12" / 30 x 30 cm**

GLY124 (Aluminum Top - Stone Base)

GLY134 (HPL Top - Stone Base)

<b>L</b>	12"	30 cm
<b>W</b>	12"	30 cm
<b>H</b>	22"	56 cm

Unit	1 / Box	
Volume	3 ft3	0.08 m3
Nett	15 lb	7 kg
Gross	24 lb	11 kg



**GLYPH Bistro Table Square**  
**23.5" x 23.5" / 60 x 60 cm**

GLY126 (Aluminum Top - Stone Base)

GLY136 (HPL Top - Stone Base)

<b>L</b>	23.5"	60 cm
<b>W</b>	23.5"	60 cm
<b>H</b>	29"	74 cm

Unit	2 Boxes	
Volume	7.5 ft3	0.21 m3
Nett	73 lb	33 kg
Gross	95 lb	43 kg



**GLYPH Bistro Table Square**  
**31.5" x 31.5" / 80 x 80 cm**

GLY127 (Aluminum Top - Stone Base)

GLY137 (HPL Top - Stone Base)

<b>L</b>	31.5"	80 cm
<b>W</b>	31.5"	80 cm
<b>H</b>	29"	74 cm

Unit	2 Boxes	
Volume	10 ft3	0.28 m3
Nett	101 lb	46 kg
Gross	125 lb	57 kg



**GLYPH Tea Table Square**  
**23.5" x 23.5" / 60 x 60 cm**

GLY125 (Aluminum Top - Stone Base)

GLY135 (HPL Top - Stone Base)

<b>L</b>	23.5"	60 cm
<b>W</b>	23.5"	60 cm
<b>H</b>	25"	63 cm

Unit	2 Boxes	
Volume	7 ft3	0.19 m3
Nett	73 lb	33 kg
Gross	93 lb	42 kg



**GLYPH Bar Table Square**  
**23.5" x 23.5" / 60 x 60 cm**

GLY128 (Aluminum Top - Stone Base)

GLY138 (HPL Top - Stone Base)

<b>L</b>	23.5"	60 cm
<b>W</b>	23.5"	60 cm
<b>H</b>	41.5"	105 cm

Unit	2 Boxes	
Volume	10 ft3	0.28 m3
Nett	93 lb	42 kg
Gross	117 lb	53 kg



**GLYPH Bar Table Square**  
**31.5" x 31.5" / 80 x 80 cm**

GLY129 (Aluminum Top - Stone Base)

GLY139 (HPL Top - Stone Base)

<b>L</b>	31.5"	80 cm
<b>W</b>	31.5"	80 cm
<b>H</b>	41.5"	105 cm

Unit	2 Boxes	
Volume	13 ft3	0.36 m3
Nett	137 lb	62 kg
Gross	163 lb	74 kg

\*\*Custom Dimensions Available\*\*

FRAME


Powder Coated Aluminum

BASE

Stone

TOP

Powder Coated Aluminum - Ultra Durable  
 HPL (High Pressure Laminate)



**HACIENDA**  
MAMAGREEN Design Lab
















**HACIENDA 2-SEATER**

HAC16

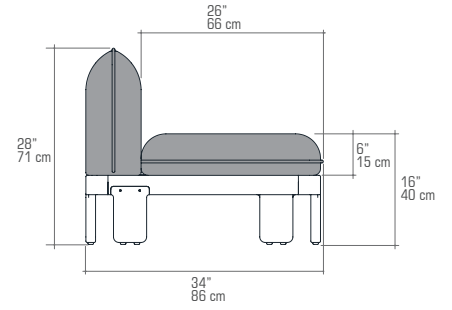
<b>W</b>	83"	210 cm	<b>Unit</b>	1 / Box
<b>D</b>	33.5"	85 cm	<b>Volume</b>	48 ft <sup>3</sup> 1.37 m <sup>3</sup>
<b>H</b>	27.5"	70 cm	<b>Nett</b>	99 lb 45 kg
<b>SH</b>	16"	40 cm	<b>Gross</b>	117 lb 53 kg
<b>AH</b>	22"	55 cm		



**HACIENDA 3-SEATER**

HAC17

<b>W</b>	116"	295 cm	<b>Unit</b>	Crate
<b>D</b>	33.5"	85 cm	<b>Volume</b>	98 ft <sup>3</sup> 2.78 m <sup>3</sup>
<b>H</b>	27.5"	70 cm	<b>Nett</b>	123 lb 56 kg
<b>SH</b>	16"	40 cm	<b>Gross</b>	351 lb 159 kg
<b>AH</b>	22"	55 cm		



**HACIENDA Right Hand Sectional (HPL)**

HAC21

<b>W</b>	98.5"	250 cm	<b>Unit</b>	1 / Box
<b>D</b>	33.5"	85 cm	<b>Volume</b>	57 ft <sup>3</sup> 1.61 m <sup>3</sup>
<b>H</b>	27.5"	70 cm	<b>Nett</b>	101 lb 46 kg
<b>SH</b>	16"	40 cm	<b>Gross</b>	121 lb 55 kg



**HACIENDA Left Hand Sectional (HPL)**

HAC20

<b>W</b>	98.5"	250 cm	<b>Unit</b>	1 / Box
<b>D</b>	33.5"	85 cm	<b>Volume</b>	57 ft <sup>3</sup> 1.61 m <sup>3</sup>
<b>H</b>	27.5"	70 cm	<b>Nett</b>	101 lb 46 kg
<b>SH</b>	16"	40 cm	<b>Gross</b>	121 lb 55 kg



**HACIENDA Right Hand Sectional with Arm (HPL)**

HAC23

<b>W</b>	106"	270 cm	<b>Unit</b>	Crate
<b>D</b>	33.5"	85 cm	<b>Volume</b>	90 ft <sup>3</sup> 2.56 m <sup>3</sup>
<b>H</b>	27.5"	70 cm	<b>Nett</b>	110 lb 50 kg
<b>SH</b>	16"	40 cm	<b>Gross</b>	313 lb 142 kg
<b>AH</b>	22"	55 cm		



**HACIENDA Left Hand Sectional with Arm (HPL)**

HAC22

<b>W</b>	106"	270 cm	<b>Unit</b>	Crate
<b>D</b>	33.5"	85 cm	<b>Volume</b>	90 ft <sup>3</sup> 2.56 m <sup>3</sup>
<b>H</b>	27.5"	70 cm	<b>Nett</b>	110 lb 50 kg
<b>SH</b>	16"	40 cm	<b>Gross</b>	313 lb 142 kg
<b>AH</b>	22"	55 cm		



**HACIENDA Sectional Table (HPL)**

HAC19

<b>L</b>	33.5"	85 cm	<b>Unit</b>	1 / Box
<b>W</b>	33.5"	85 cm	<b>Volume</b>	6 ft <sup>3</sup> 0.18 m <sup>3</sup>
<b>H</b>	10"	25 cm	<b>Nett</b>	37 lb 17 kg
			<b>Gross</b>	51 lb 23 kg

FRAME

Premium Teak | Smooth (F24)

TABLE TOP & SIDE TRAY

HPL (High Pressure Laminate)



**HACIENDA Armless**

HAC01

<b>W</b> 33.5"	85 cm	Unit	1 / Box	
<b>D</b> 33.5"	85 cm	Volume	20 ft <sup>3</sup>	0.56 m <sup>3</sup>
<b>H</b> 27.5"	70 cm	Nett	37 lb	17 kg
<b>SH</b> 16"	40 cm	Gross	49 lb	22 kg



**HACIENDA Corner**

HAC02

<b>W</b> 33.5"	85 cm	Unit	1 / Box	
<b>D</b> 33.5"	85 cm	Volume	20 ft <sup>3</sup>	0.56 m <sup>3</sup>
<b>H</b> 27.5"	70 cm	Nett	42 lb	19 kg
<b>SH</b> 16"	40 cm	Gross	53 lb	24 kg



**HACIENDA Ottoman**

HAC03

<b>W</b> 33.5"	85 cm	Unit	1 / Box	
<b>D</b> 33.5"	85 cm	Volume	13 ft <sup>3</sup>	0.36 m <sup>3</sup>
<b>H</b> 16"	40 cm	Nett	33 lb	15 kg
		Gross	44 lb	20 kg



**HACIENDA Right Hand Sectional (Teak)**

HAC05

<b>W</b> 98.5"	250 cm	Unit	1 / Box	
<b>D</b> 33.5"	85 cm	Volume	57 ft <sup>3</sup>	1.61 m <sup>3</sup>
<b>H</b> 27.5"	70 cm	Nett	99 lb	45 kg
<b>SH</b> 16"	40 cm	Gross	119 lb	54 kg



**HACIENDA Left Hand Sectional (Teak)**

HAC04

<b>W</b> 98.5"	250 cm	Unit	1 / Box	
<b>D</b> 33.5"	85 cm	Volume	57 ft <sup>3</sup>	1.61 m <sup>3</sup>
<b>H</b> 27.5"	70 cm	Nett	99 lb	45 kg
<b>SH</b> 16"	40 cm	Gross	119 lb	54 kg



**HACIENDA Right Hand Sectional with Arm (Teak)**

HAC07

<b>W</b> 106"	270 cm	Unit	Crate	
<b>D</b> 33.5"	85 cm	Volume	90 ft <sup>3</sup>	2.56 m <sup>3</sup>
<b>H</b> 27.5"	70 cm	Nett	108 lb	49 kg
<b>SH</b> 16"	40 cm	Gross	311 lb	141 kg
<b>AH</b> 22"	55 cm			



**HACIENDA Left Hand Sectional with Arm (Teak)**

HAC06

<b>W</b> 106"	270 cm	Unit	Crate	
<b>D</b> 33.5"	85 cm	Volume	90 ft <sup>3</sup>	2.56 m <sup>3</sup>
<b>H</b> 27.5"	70 cm	Nett	108 lb	49 kg
<b>SH</b> 16"	40 cm	Gross	311 lb	141 kg
<b>AH</b> 22"	55 cm			



**HACIENDA Sectional Table (Teak)**

HAC18

<b>L</b> 33.5"	85 cm	Unit	1 / Box	
<b>W</b> 33.5"	85 cm	Volume	6 ft <sup>3</sup>	0.17 m <sup>3</sup>
<b>H</b> 10"	25 cm	Nett	33 lb	15 kg
		Gross	44 lb	20 kg

SUGGESTED CONFIGURATIONS



HACCO-1A **HACIENDA Configuration 1A (Teak)**

HAC05 + HAC02 + HAC04

HACCO-11A **HACIENDA Configuration 11A (HPL)**

HAC21 + HAC02 + HAC20

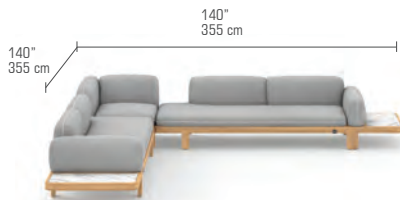


HACCO-1B **HACIENDA Configuration 1B (Teak)**

HAC05 + HAC03 + HAC04

HACCO-11B **HACIENDA Configuration 11B (HPL)**

HAC21 + HAC03 + HAC20



HACCO-2A **HACIENDA Configuration 2A (Teak)**

HAC07 + HAC02 + HAC06

HACCO-12A **HACIENDA Configuration 12A (HPL)**

HAC23 + HAC02 + HAC22




HACCO-2B **HACIENDA Configuration 2B (Teak)**

HAC07 + HAC03 + HAC06

HACCO-12B **HACIENDA Configuration 12B (HPL)**

HAC23 + HAC03 + HAC22




HACCO-3A **HACIENDA Configuration 3A (Teak)**

HAC05 + HAC02 + HAC06

HACCO-13A **HACIENDA Configuration 13A (HPL)**

HAC21 + HAC02 + HAC22



HACCO-3B **HACIENDA Configuration 3B (Teak)**

HAC05 + HAC03 + HAC06

HACCO-13B **HACIENDA Configuration 13B (HPL)**

HAC21 + HAC03 + HAC22



HACCO-4A **HACIENDA Configuration 4A (Teak)**

HAC07 + HAC02 + HAC04

HACCO-14A **HACIENDA Configuration 14A (HPL)**

HAC23 + HAC02 + HAC20



HACCO-4B **HACIENDA Configuration 4B (Teak)**

HAC07 + HAC03 + HAC04

HACCO-14B **HACIENDA Configuration 14B (HPL)**

HAC23 + HAC03 + HAC20

## SUGGESTED CONFIGURATIONS



HACCO-5 **HACIENDA Configuration 5 (Teak)**

HAC05 + HAC02 + HAC01 + HAC06

HACCO-15 **HACIENDA Configuration 15 (HPL)**

HAC21 + HAC02 + HAC01 + HAC22



HACCO-6 **HACIENDA Configuration 6 (Teak)**

HAC07 + HAC01 + HAC02 + HAC04

HACCO-16 **HACIENDA Configuration 16 (HPL)**

HAC23 + HAC01 + HAC02 + HAC20




HACCO-7 **HACIENDA Configuration 7 (Teak)**

HAC03 + HAC02 + HAC01 + HAC04

HACCO-17 **HACIENDA Configuration 17 (HPL)**

HAC03 + HAC02 + HAC01 + HAC20




HACCO-8 **HACIENDA Configuration 8 (Teak)**

HAC05 + HAC01 + HAC02 + HAC03

HACCO-18 **HACIENDA Configuration 18 (HPL)**

HAC21 + HAC01 + HAC02 + HAC03




HACCO-9 **HACIENDA Configuration 9 (Teak)**

HAC03 + HAC02 + HAC01 + HAC18 + HAC06

HACCO-19 **HACIENDA Configuration 19 (HPL)**

HAC03 + HAC02 + HAC01 + HAC19 + HAC22



HACCO-10 **HACIENDA Configuration 10 (Teak)**

HAC07 + HAC18 + HAC01 + HAC02 + HAC03

HACCO-20 **HACIENDA Configuration 20 (HPL)**

HAC23 + HAC19 + HAC01 + HAC02 + HAC03




HACCO-21 **HACIENDA Configuration 21 (Teak)**

HAC03 + HAC02 + HAC06

HACCO-31 **HACIENDA Configuration 31 (HPL)**

HAC03 + HAC02 + HAC22



HACCO-22 **HACIENDA Configuration 22 (Teak)**

HAC07 + HAC02 + HAC03

HACCO-32 **HACIENDA Configuration 32 (HPL)**

HAC23 + HAC02 + HAC03



**HACIENDA Sunbed Sling**

HAC15

**L** 79" | 201 cm  
**W** 33" | 83 cm  
**H** 36" | 92 cm  
**SH** 13" | 33 cm

Unit	1 / Box	
Volume	24 ft3	0.68 m3
Nett	60 lb	27 kg
Gross	86 lb	39 kg

**Optional Headrest - HACIENDA Sunbed Sling**

CUHAC15

**Thickness** 1.5" | 4 cm

**FRAME**

Premium Teak | Smooth (F24)

**SLING**

All Slings





**HACIENDA Sunbed Teak**

HAC14

**L** 81" | 205 cm  
**W** 30" | 77 cm  
**H** 33.5" | 85 cm  
**SH** 11" | 27 cm

Unit	1 / Box	
Volume	23 ft <sup>3</sup>	0.64 m <sup>3</sup>
Nett	71 lb	32 kg
Gross	93 lb	42 kg

**Optional Cushion - HACIENDA Sunbed Teak**

CUHAC14

**Thickness** 2" | 6 cm

**FRAME**

Premium Teak | Smooth (F24)



**HACIENDA Large Coffee Table (Teak Top)\***  
HAC08

Ø	39.5"   100 cm	Unit	1 / Box	
H	12"   30 cm	Volume	13 ft <sup>3</sup>	0.37 m <sup>3</sup>
		Nett	37 lb	17 kg
		Gross	49 lb	22 kg



**HACIENDA Large Coffee Table (HPL Top)\*\***  
HAC11

Ø	39.5"   100 cm	Unit	1 / Box	
H	12"   30 cm	Volume	14 ft <sup>3</sup>	0.39 m <sup>3</sup>
		Nett	42 lb	19 kg
		Gross	55 lb	25 kg



**HACIENDA Small Coffee Table (Teak Top)\***  
HAC09

Ø	27.5"   70 cm	Unit	1 / Box	
H	16"   40 cm	Volume	8.5 ft <sup>3</sup>	0.24 m <sup>3</sup>
		Nett	26 lb	12 kg
		Gross	35 lb	16 kg



**HACIENDA Small Coffee Table (HPL Top)\*\***  
HAC12

Ø	27.5"   70 cm	Unit	1 / Box	
H	16"   40 cm	Volume	9 ft <sup>3</sup>	0.25 m <sup>3</sup>
		Nett	29 lb	13 kg
		Gross	40 lb	18 kg



**HACIENDA Side Table (Teak Top)\***  
HAC10

Ø	18"   45 cm	Unit	1 / Box	
H	20"   50 cm	Volume	3.5 ft <sup>3</sup>	0.10 m <sup>3</sup>
		Nett	15 lb	7 kg
		Gross	22 lb	10 kg



**HACIENDA Side Table (HPL Top)\*\***  
HAC13

Ø	18"   45 cm	Unit	1 / Box	
H	20"   50 cm	Volume	4 ft <sup>3</sup>	0.11 m <sup>3</sup>
		Nett	18 lb	8 kg
		Gross	24 lb	11 kg

FRAME

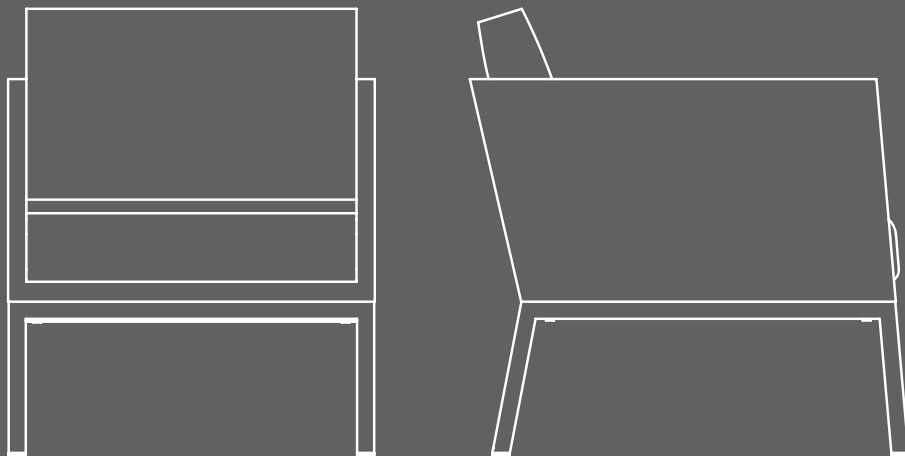
Premium Teak | Smooth (F24)

TABLE TOP

\*Premium Teak | Smooth (T24)

\*\*HPL (High Pressure Laminat)






**JAYDU**

Design by Vincent Cantaert & Barbara Widiningtias







**JAYDU Lounge 1-Seater (Royal Black)\***  
MG15568

<b>W</b> 25"	64 cm	Unit	1 / Box	
<b>D</b> 30.5"	77 cm	Volume	13.5 ft <sup>3</sup>	0.38 m <sup>3</sup>
<b>H</b> 30.5"	78 cm	Nett	22 lb	10 kg
<b>SH</b> 17"	43 cm	Gross	29 lb	13 kg
<b>AH</b> 26"	66 cm			



**JAYDU Lounge 1-Seater (Stamskin)\*\***  
MG15568

<b>W</b> 25"	64 cm	Unit	1 / Box	
<b>D</b> 30.5"	77 cm	Volume	13.5 ft <sup>3</sup>	0.38 m <sup>3</sup>
<b>H</b> 30.5"	78 cm	Nett	22 lb	10 kg
<b>SH</b> 17"	43 cm	Gross	29 lb	13 kg
<b>AH</b> 26"	66 cm			



**JAYDU End Table (Teak)\*\*\***  
MG15689

<b>L</b> 23.5"	60 cm	Unit	1 / Box	
<b>W</b> 23.5"	60 cm	Volume	7.5 ft <sup>3</sup>	0.21 m <sup>3</sup>
<b>H</b> 19"	48 cm	Nett	15 lb	7 kg
		Gross	22 lb	10 kg



**JAYDU Lounge 2-Seater (Royal Black)\***  
MG15569

<b>W</b> 55"	140 cm	Unit	1 / Box	
<b>D</b> 30.5"	77 cm	Volume	29 ft <sup>3</sup>	0.82 m <sup>3</sup>
<b>H</b> 30.5"	78 cm	Nett	33 lb	15 kg
<b>SH</b> 17"	43 cm	Gross	51 lb	23 kg
<b>AH</b> 26"	66 cm			



**JAYDU Lounge 2-Seater (Stamskin)\*\***  
MG15569

<b>W</b> 55"	140 cm	Unit	1 / Box	
<b>D</b> 30.5"	77 cm	Volume	29 ft <sup>3</sup>	0.82 m <sup>3</sup>
<b>H</b> 30.5"	78 cm	Nett	33 lb	15 kg
<b>SH</b> 17"	43 cm	Gross	51 lb	23 kg
<b>AH</b> 26"	66 cm			



**JAYDU Coffee Table (Teak)\*\*\***  
MG15687

<b>L</b> 47"	120 cm	Unit	1 / Box	
<b>W</b> 23.5"	60 cm	Volume	12 ft <sup>3</sup>	0.35 m <sup>3</sup>
<b>H</b> 15.5"	40 cm	Nett	37 lb	17 kg
		Gross	44 lb	20 kg



**JAYDU Lounge 3-Seater (Royal Black)\***  
MG1313

<b>W</b> 78.5"	200 cm	Unit	1 / Box	
<b>D</b> 30.5"	77 cm	Volume	41 ft <sup>3</sup>	1.16 m <sup>3</sup>
<b>H</b> 30.5"	78 cm	Nett	49 lb	22 kg
<b>SH</b> 17"	43 cm	Gross	66 lb	30 kg
<b>AH</b> 26"	66 cm			



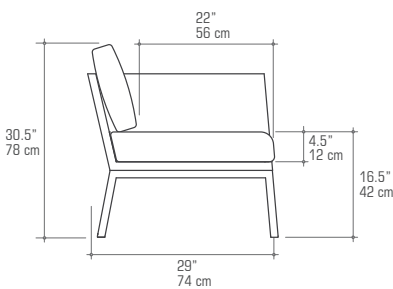
**JAYDU Lounge 3-Seater (Stamskin)\*\***  
MG1313

<b>W</b> 78.5"	200 cm	Unit	1 / Box	
<b>D</b> 30.5"	77 cm	Volume	41 ft <sup>3</sup>	1.16 m <sup>3</sup>
<b>H</b> 30.5"	78 cm	Nett	49 lb	22 kg
<b>SH</b> 17"	43 cm	Gross	66 lb	30 kg
<b>AH</b> 26"	66 cm			



**JAYDU End Table (HPL)\*\*\*\***  
MG15690

<b>L</b> 23.5"	60 cm	Unit	1 / Box	
<b>W</b> 23.5"	60 cm	Volume	8 ft <sup>3</sup>	0.22 m <sup>3</sup>
<b>H</b> 19"	48 cm	Nett	20 lb	9 kg
		Gross	26 lb	12 kg



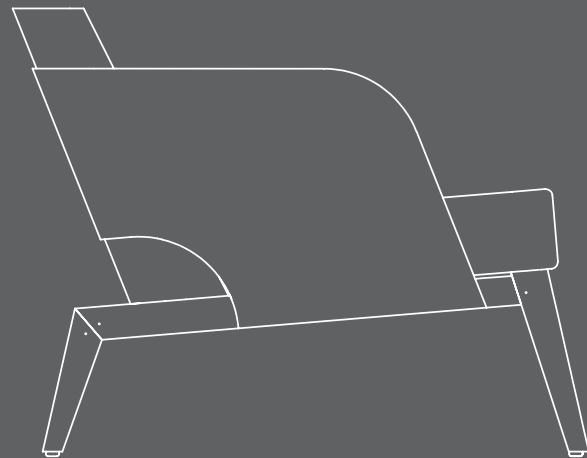
**JAYDU Coffee Table (HPL)\*\*\*\***  
MG15688

<b>L</b> 47"	120 cm	Unit	1 / Box	
<b>W</b> 23.5"	60 cm	Volume	13 ft <sup>3</sup>	0.36 m <sup>3</sup>
<b>H</b> 15.5"	40 cm	Nett	37 lb	17 kg
		Gross	44 lb	20 kg

**FRAME**  
Powder Coated Aluminum

**UPHOLSTERY**  
\*Smart Textiles - Royal Black (S25)  
\*\*Faux-leather

**TABLE TOP**  
\*\*\*Recycled Teak | Smooth (T30)  
\*\*\*\*HPL (High Pressure Laminate)



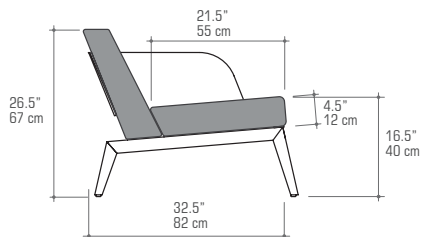
**KAAAT**

Design by Barbara Widiningtias









**KAAT 1-Seater**

MG2900

<b>W</b> 29.5"	75 cm	Unit	1 / Box	
<b>D</b> 34.5"	87 cm	Volume	16 ft <sup>3</sup>	0.45 m <sup>3</sup>
<b>H</b> 26.5"	67 cm	Nett	44 lb	20 kg
<b>SH</b> 15.5"	40 cm	Gross	57 lb	26 kg
<b>AH</b> 23"	58 cm			



**KAAT 2-Seater**

MG2901

<b>W</b> 55"	140 cm	Unit	1 / Box	
<b>D</b> 34.5"	87 cm	Volume	29 ft <sup>3</sup>	0.81 m <sup>3</sup>
<b>H</b> 26.5"	67 cm	Nett	77 lb	35 kg
<b>SH</b> 15.5"	40 cm	Gross	108 lb	49 kg
<b>AH</b> 23"	58 cm			



**KAAT Side Table**

MG2904

<b>L</b> 21.5"	55 cm	Unit	1 / Box	
<b>W</b> 15"	38 cm	Volume	5 ft <sup>3</sup>	0.13 m <sup>3</sup>
<b>H</b> 19.5"	50 cm	Nett	9 lb	4 kg
		Gross	13 lb	6 kg



**KAAT Coffee Table Medium**

MG2902

<b>L</b> 31.5"	80 cm	Unit	1 / Box	
<b>W</b> 18"	46 cm	Volume	6 ft <sup>3</sup>	0.17 m <sup>3</sup>
<b>H</b> 14"	36 cm	Nett	11 lb	5 kg
		Gross	18 lb	8 kg



**KAAT Coffee Table Large**

MG2903

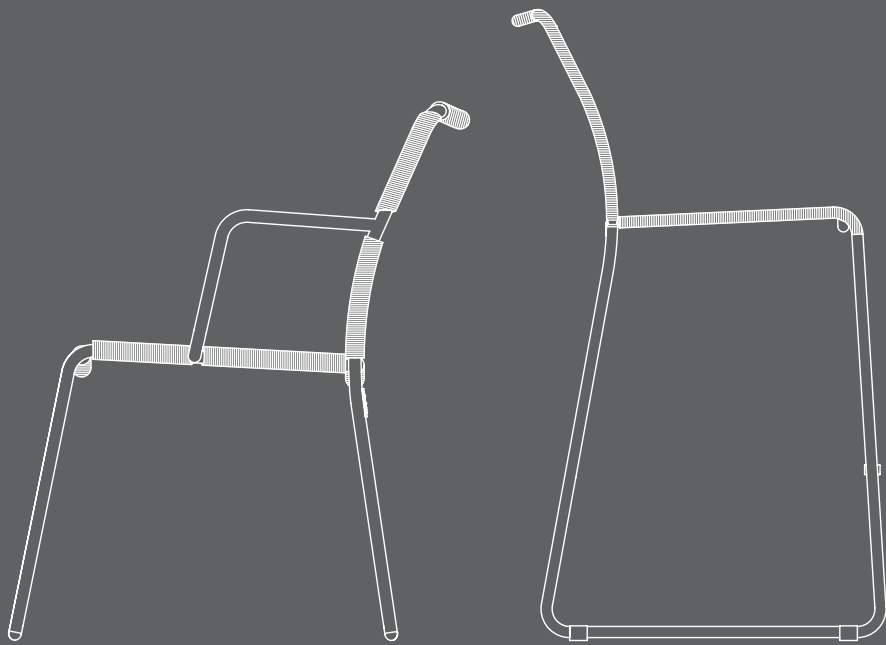
<b>L</b> 46"	117 cm	Unit	1 / Box	
<b>W</b> 26"	66 cm	Volume	14 ft <sup>3</sup>	0.39 m <sup>3</sup>
<b>H</b> 16.5"	42 cm	Nett	22 lb	10 kg
		Gross	29 lb	13 kg

FRAME

Premium Teak | Smooth (F24)

TABLE TOP / SHELL

Powder Coated Aluminum - Ultra Durable



# MANDA

Design by Vincent Cantaert & Barbara Widiningtias







**MANDA Chair Woven**

MG2718



<b>W</b>	23"	59 cm	Unit	4 / Box	
<b>D</b>	27"	69 cm	Volume	4 ft3	0.12 m3
<b>H</b>	31.5"	80 cm	Nett	9 lb	4 kg
<b>SH</b>	17.5"	44 cm	Gross	13 lb	6 kg
<b>AH</b>	25.5"	65 cm			



**Optional Padded Cushion - MANDA Chair**

CU66

**Thickness** 0.8" | 2 cm



**MANDA Bar Side Chair**

MG2747

<b>W</b>	19"	48 cm	Unit	1 / Box	
<b>D</b>	25"	64 cm	Volume	14 ft3	0.40 m3
<b>H</b>	42.5"	108 cm	Nett	13 lb	6 kg
<b>SH</b>	29"	74 cm	Gross	22 lb	10 kg



**MANDA Bar Armchair**

MG2749

<b>W</b>	23"	58 cm	Unit	1 / Box	
<b>D</b>	25"	64 cm	Volume	16.5 ft3	0.47 m3
<b>H</b>	42.5"	108 cm	Nett	15 lb	7 kg
<b>SH</b>	29"	74 cm	Gross	24 lb	11 kg
<b>AH</b>	38"	96 cm			

**FIBER WEAVE | ROUND**



**W13 - SNOW WHITE**



**W09 - AMAZON**



**W10 - HONEY**



**W14 - PEPPER**



**MAXXIMUS**  
MAMAGREEN Design Lab















**MAXXIMUS Bench**  
**71" / 180 cm**

MAXX05 **HPL / Powder Coated Galvanized Steel**  
MAXX31 **HPL / Stainless Steel**

**L** 71" | 180 cm  
**W** 17" | 43 cm  
**H** 17.5" | 45 cm

Unit	1 / Box	
Volume	10.5 ft <sup>3</sup>	0.30 m <sup>3</sup>
Nett	60 lb	27 kg
Gross	66 lb	30 kg



**MAXXIMUS Bench**  
**82.5" / 210 cm**

MAXX07 **HPL / Powder Coated Galvanized Steel**  
MAXX32 **HPL / Stainless Steel**

**L** 82.5" | 210 cm  
**W** 17" | 43 cm  
**H** 17.5" | 45 cm

Unit	1 / Box	
Volume	12 ft <sup>3</sup>	0.35 m <sup>3</sup>
Nett	66 lb	30 kg
Gross	73 lb	33 kg



**MAXXIMUS Bench**  
**94.5" / 240 cm**

MAXX14 **HPL / Powder Coated Galvanized Steel**  
MAXX35 **HPL / Stainless Steel**

**L** 94.5" | 240 cm  
**W** 17" | 43 cm  
**H** 18" | 45 cm

Unit	1 / Box	
Volume	14 ft <sup>3</sup>	0.40 m <sup>3</sup>
Nett	73 lb	33 kg
Gross	82 lb	37 kg



**MAXXIMUS Table**  
**84.5" x 39.5" / 215 x 100 cm**

MAXX13 **HPL / Powder Coated Galvanized Steel**  
MAXX34 **HPL / Stainless Steel**

**L** 84.5" | 215 cm  
**W** 39.5" | 100 cm  
**H** 30" | 76 cm  
**CH** 27" | 68 cm

Unit	Crate	
Volume	59 ft <sup>3</sup>	1.67 m <sup>3</sup>
Nett	209 lb	95 kg
Gross	419 lb	190 kg

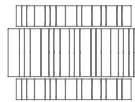
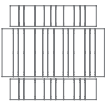
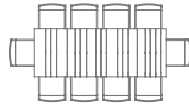
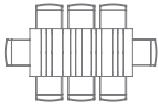


**MAXXIMUS Table**  
**108" x 39.5" / 274 x 100 cm**

MAXX12 **HPL / Powder Coated Galvanized Steel**  
MAXX33 **HPL / Stainless Steel**

**L** 108" | 274 cm  
**W** 39.5" | 100 cm  
**H** 30" | 76 cm  
**CH** 27" | 68 cm

Unit	Crate	
Volume	60 ft <sup>3</sup>	1.70 m <sup>3</sup>
Nett	231 lb	105 kg
Gross	441 lb	200 kg



\* Table simulation using  
MONO Dining Chair | MAXXIMUS Bench 71" / 180 cm | MAXXIMUS Bench 94.5" / 240 cm

**FRAME**

Powder Coated Galvanized Steel  
Stainless Steel 304 Hairline (F18)

**TOP / SEATREST**

HPL (High Pressure Laminate)




Table extension comes with wheels suitable for use on patios, decking or ceramic tiles. Used on non-solid, uneven surfaces such as lawn or sand is not recommended.  
Telescope extension mechanism by Pöttker Germany



**MAXXIMUS Extension Table**  
**84"-110"-135.5" x 39.5" / 215-280-345 x 100 cm**

MAXX01 **HPL / Powder Coated Galvanized Steel**  
(Matching bench MAXX05)

MAXX29 **HPL / Stainless Steel**  
(Matching bench MAXX31)

<b>L</b>	84"-110"-135.5"	215-280-345 cm
<b>W</b>	39.5"	100 cm
<b>H</b>	30"	76 cm
<b>CH</b>	27"	68 cm

	Unit	Crate
Volume	73 ft <sup>3</sup>	2.07 m <sup>3</sup>
Nett	269 lb	122 kg
Gross	401 lb	182 kg



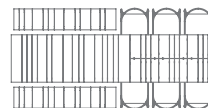
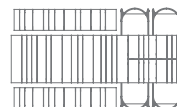
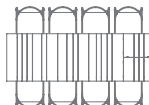
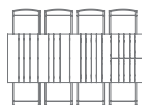
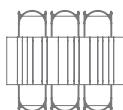
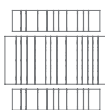
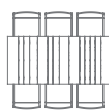
**MAXXIMUS Extension Table**  
**96.5"-120"-143"-166.5" x 39.5" / 245-305-365-425 x 100 cm**

MAXX03 **HPL / Powder Coated Galvanized Steel**  
(Matching bench MAXX07)

MAXX30 **HPL / Stainless Steel**  
(Matching bench MAXX32)

<b>L</b>	96.5"-120"-143"-166.5"	245-305-365-425 cm
<b>W</b>	39.5"	100 cm
<b>H</b>	30"	76 cm
<b>CH</b>	27"	68 cm

	Unit	Crate
Volume	82 ft <sup>3</sup>	2.31 m <sup>3</sup>
Nett	342 lb	155 kg
Gross	531 lb	241 kg



**FRAME**  
Powder Coated Galvanized Steel  
Stainless Steel 304 Hairline (F18)

**TOP**  
HPL (High Pressure Laminate)

\* Table simulation using OHANA Dining Chair | MONO Dining Chair









**MAXXIMUS Bench**  
71" / 180 cm

MAXX06

**Recycled Teak / Powder Coated Galvanized Steel**

MAXX17

**Premium Teak / Powder Coated Galvanized Steel**

MAXX24 **Recycled Teak / Stainless Steel**

MAXX38 **Premium Teak / Stainless Steel**

**L** 71" | 180 cm  
**W** 17" | 43 cm  
**H** 17.5" | 45 cm

Unit	1 / Box	
Volume	9.5 ft <sup>3</sup>	0.27 m <sup>3</sup>
Nett	46 lb	21 kg
Gross	53 lb	24 kg



**MAXXIMUS Bench**  
82.5" / 210 cm

MAXX08

**Recycled Teak / Powder Coated Galvanized Steel**

MAXX18

**Premium Teak / Powder Coated Galvanized Steel**

MAXX25 **Recycled Teak / Stainless Steel**

MAXX39 **Premium Teak / Stainless Steel**

**L** 82.5" | 210 cm  
**W** 17" | 43 cm  
**H** 17.5" | 45 cm

Unit	1 / Box	
Volume	11 ft <sup>3</sup>	0.31 m <sup>3</sup>
Nett	53 lb	24 kg
Gross	60 lb	27 kg



**MAXXIMUS Bench**  
94.5" / 240 cm

MAXX11

**Recycled Teak / Powder Coated Galvanized Steel**

MAXX21

**Premium Teak / Powder Coated Galvanized Steel**

MAXX28 **Recycled Teak / Stainless Steel**

MAXX42 **Premium Teak / Stainless Steel**

**L** 94.5" | 240 cm  
**W** 17" | 43 cm  
**H** 18" | 45 cm

Unit	1 / Box	
Volume	12 ft <sup>3</sup>	0.35 m <sup>3</sup>
Nett	62 lb	28 kg
Gross	71 lb	32 kg



**MAXXIMUS Table**  
84.5" x 39.5" / 215 x 100 cm

MAXX10

**Recycled Teak / Powder Coated Galvanized Steel**

MAXX20

**Premium Teak / Powder Coated Galvanized Steel**

MAXX27 **Recycled Teak / Stainless Steel**

MAXX41 **Premium Teak / Stainless Steel**

**L** 84.5" | 215 cm  
**W** 39.5" | 100 cm  
**H** 30" | 76 cm  
**CH** 27" | 68 cm

Unit	Crate	
Volume	59 ft <sup>3</sup>	1.67 m <sup>3</sup>
Nett	187 lb	85 kg
Gross	397 lb	180 kg



**MAXXIMUS Table**  
108" x 39.5" / 274 x 100 cm

MAXX09

**Recycled Teak / Powder Coated Galvanized Steel**

MAXX19



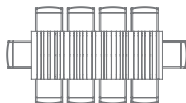
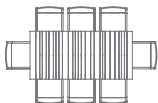
**Premium Teak / Powder Coated Galvanized Steel**

MAXX26 **Recycled Teak / Stainless Steel**

MAXX40 **Premium Teak / Stainless Steel**

**L** 108" | 274 cm  
**W** 39.5" | 100 cm  
**H** 30" | 76 cm  
**CH** 27" | 68 cm

Unit	Crate	
Volume	60 ft <sup>3</sup>	1.70 m <sup>3</sup>
Nett	203 lb	92 kg
Gross	412 lb	187 kg



\* Table simulation using  
MG5232 MDND Dining Chair | MAXXIMUS Bench 71" / 180 cm | MAXXIMUS Bench 94.5" / 240 cm

**FRAME**

Powder Coated Galvanized Steel  
Stainless Steel 304 Hairline (F18)

**TOP / SEATREST**

Premium Teak | Smooth (T24)  
Recycled Teak | Brushed (T31)



Table extension comes with wheels suitable for use on patios, decking or ceramic tiles. Used on non-solid, uneven surfaces such as lawn or sand is not recommended.

Telescope extension mechanism by Pöttker Germany



**MAXXIMUS Extension Table**  
**84"-110"-135.5" x 39.5" / 215-280-345 x 100 cm**

MAXXD2 **Recycled Teak / Powder Coated Galvanized Steel**  
 (Matching bench MAXXD6)

MAXX15 **Premium Teak / Powder Coated Galvanized Steel**  
 (Matching bench MAXX17)

MAXX22 **Recycled Teak / Stainless Steel**  
 (Matching bench MAXX24)

MAXX36 **Premium Teak / Stainless Steel**  
 (Matching bench MAXX38)

<b>L</b>	84"-110"-135.5"		215-280-345 cm		Unit	Crate
<b>W</b>	39.5"		100 cm	Volume	63 ft3	1.79 m3
<b>H</b>	30"		76 cm	Nett	220 lb	100 kg
<b>CH</b>	27"		68 cm	Gross	353 lb	160 kg



**MAXXIMUS Extension Table**  
**96.5"-120"-143"-166.5" x 39.5" / 245-305-365-425 x 100 cm**

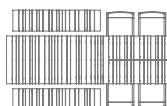
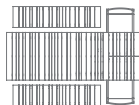
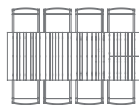
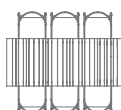
MAXXD4 **Recycled Teak / Powder Coated Galvanized Steel**  
 (Matching bench MAXXD8)

MAXX16 **Premium Teak / Powder Coated Galvanized Steel**  
 (Matching bench MAXX18)

MAXX23 **Recycled Teak / Stainless Steel**  
 (Matching bench MAXX25)

MAXX37 **Premium Teak / Stainless Steel**  
 (Matching bench MAXX39)

<b>L</b>	96.5"-120"-143"-166.5"		245-305-365-425 cm		Unit	Crate
<b>W</b>	39.5"		100 cm	Volume	71 ft3	2.01 m3
<b>H</b>	30"		76 cm	Nett	287 lb	130 kg
<b>CH</b>	27"		68 cm	Gross	476 lb	216 kg




\* Table simulation using OHANA Dining Chair | MONO Dining Chair

FRAME

Powder Coated Galvanized Steel  
 Stainless Steel 304 Hairline (F18)

TOP

Premium Teak | Smooth (T24)  
 Recycled Teak | Brushed (T31)



meika

Design by Vincent Cantaert & Barbara Widiningtias







**MEIKA Stacking Chair (Wicker)**   
MG3200

<b>W</b>	22"   56 cm	Unit	4 / Box	
<b>D</b>	26.5"   67 cm	Volume	4 ft <sup>3</sup>	0.12 m <sup>3</sup>
<b>H</b>	32.5"   82 cm	Nett	13 lb	6 kg
<b>SH</b>	18"   46 cm	Gross	20 lb	9 kg
<b>AH</b>	25"   64 cm			



**Optional Padded Cushion - MEIKA Stacking Chair**  
CU70

Thickness 0.8" | 2 cm

**FIBER WEAVE | ROUND**



**W13 - SNOW WHITE**




**W09 - AMAZON**



**W10 - HONEY**




**W14 - PEPPER**



**MEIKA Round Table Dia 71" / 180 cm (Teak)**  
with rotating tray\*

MG3201


<b>Ø</b>	71"   180 cm	Unit	Crate	
<b>H</b>	31"   79 cm	Volume	60 ft <sup>3</sup>	1.69 m <sup>3</sup>
<b>CH</b>	26.5"   67 cm	Nett	165 lb	75 kg
		Gross	364 lb	165 kg



**MEIKA Round Table Dia 85" / 216 cm (Teak)**  
with rotating tray\*

MG3252


<b>Ø</b>	85"   216 cm	Unit	Crate	
<b>H</b>	31"   79 cm	Volume	83 ft <sup>3</sup>	2.36 m <sup>3</sup>
<b>CH</b>	26.5"   67 cm	Nett	207 lb	94 kg
		Gross	410 lb	186 kg



**MEIKA Round Table Dia 71" / 180 cm (HPL)**  
with rotating tray\*\*

MG3235

<b>Ø</b>	71"   180 cm	Unit	Crate	
<b>H</b>	31"   79 cm	Volume	60 ft <sup>3</sup>	1.69 m <sup>3</sup>
<b>CH</b>	26.5"   67 cm	Nett	179 lb	81 kg
		Gross	390 lb	177 kg



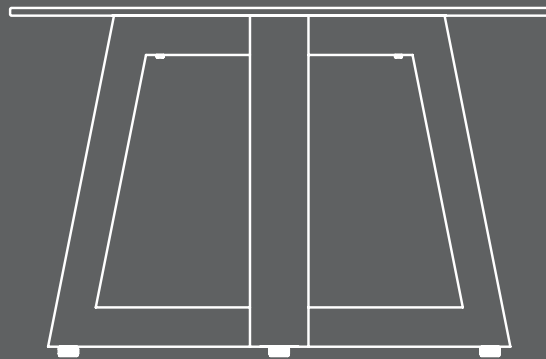
**MEIKA Round Table Dia 85" / 216 cm (HPL)**  
with rotating tray\*\*

MG3253

<b>Ø</b>	85"   216 cm	Unit	Crate	
<b>H</b>	31"   79 cm	Volume	83 ft <sup>3</sup>	2.36 m <sup>3</sup>
<b>CH</b>	26.5"   67 cm	Nett	256 lb	116 kg
		Gross	470 lb	213 kg

\*Table simulation using MEIKA Stacking Chair  
\*\*Custom Dimensions Available\*\*

<b>FRAME / BASE</b> Powder Coated Stainless Steel Stainless Steel 304 Hairline (F18)	<b>WEAVING</b> Fiber Weave   Round	<b>SEATREST</b> Recycled Teak   Brushed (T31)	<b>TABLE TOP</b> *Random Laminated Teak **HPL (High Pressure Laminate)
--	---------------------------------------	--	--



**mono**

Design by Vincent Cantaert & Barbara Widiningtias





MAMAGREEN



**MONO Lounge Table (Teak)\***  
MG5532

Ø 27.5" | 70 cm  
H 19" | 48 cm

Unit	1 / Box	
Volume	10 ft3	0.28 m3
Nett	26 lb	12 kg
Gross	39 lb	18 kg



**MONO Lounge Table (Teak)\***  
MG5300

Ø 43.5" | 110 cm  
H 17" | 43 cm

Unit	1 / Box	
Volume	21.5 ft3	0.61 m3
Nett	45 lb	21 kg
Gross	68 lb	31 kg



**MONO Lounge Table (HPL)\*\***  
MG17466

Ø 21" | 54 cm  
H 17.5" | 45 cm

Unit	1 / Box	
Volume	9 ft3	0.25 m3
Nett	44 lb	20 kg
Gross	52 lb	24 kg



**MONO Lounge Table (HPL)\*\***  
MG5294

Ø 27.5" | 70 cm  
H 17.5" | 45 cm

Unit	1 / Box	
Volume	10 ft3	0.29 m3
Nett	60 lb	27 kg
Gross	68 lb	31 kg



**MONO Lounge Table (HPL)\*\***  
MG5295

Ø 43.5" | 110 cm  
H 17" | 43 cm

Unit	1 / Box	
Volume	22 ft3	0.62 m3
Nett	84 lb	38 kg
Gross	93 lb	42 kg

FRAME

Powder Coated Aluminum

TABLE TOP

\*Recycled Teak | Brushed (T31)

\*\*HPL (High Pressure Laminate)



**MONO Square Table (Teak)\***

MG5291

**L** 28.5" | 73 cm  
**W** 28.5" | 73 cm  
**H** 10" | 26 cm

Unit		1 / Box	
Volume	6 ft3	0.18	m3
Nett	33 lb	15	kg
Gross	42 lb	19	kg



**MONO Long Table (Teak)\***

MG5292

**L** 59" | 150 cm  
**W** 28.5" | 73 cm  
**H** 10" | 26 cm

Unit		1 / Box	
Volume	13 ft3	0.36	m3
Nett	55 lb	25	kg
Gross	64 lb	29	kg



**MONO Long Table With Ice Bin\***

MG5293

**L** 59" | 150 cm  
**W** 29" | 74 cm  
**H** 10" | 26 cm

Unit		1 / Box	
Volume	13 ft3	0.36	m3
Nett	68 lb	31	kg
Gross	77 lb	35	kg



**MONO Square Table (HPL)\*\***

MG5289

**L** 28.5" | 73 cm  
**W** 28.5" | 73 cm  
**H** 14" | 35 cm

Unit		1 / Box	
Volume	9 ft3	0.26	m3
Nett	42 lb	19	kg
Gross	49 lb	22	kg



**MONO Long Table (HPL)\*\***

MG5531

**L** 59" | 150 cm  
**W** 28.5" | 73 cm  
**H** 14" | 35 cm

Unit		1 / Box	
Volume	18 ft3	0.51	m3
Nett	88 lb	40	kg
Gross	99 lb	45	kg



**MONO Square Table Small (HPL)\*\***

MG15821

**L** 28" | 71 cm  
**W** 28" | 71 cm  
**H** 14" | 35 cm

Unit		1 / Box	
Volume	8.5 ft3	0.24	m3
Nett	66 lb	30	kg
Gross	75 lb	34	kg



**MONO Square Table Medium (HPL)\*\***

MG15822

**L** 32" | 81 cm  
**W** 32" | 81 cm  
**H** 17" | 43 cm

Unit		1 / Box	
Volume	13 ft3	0.37	m3
Nett	75 lb	34	kg
Gross	84 lb	38	kg

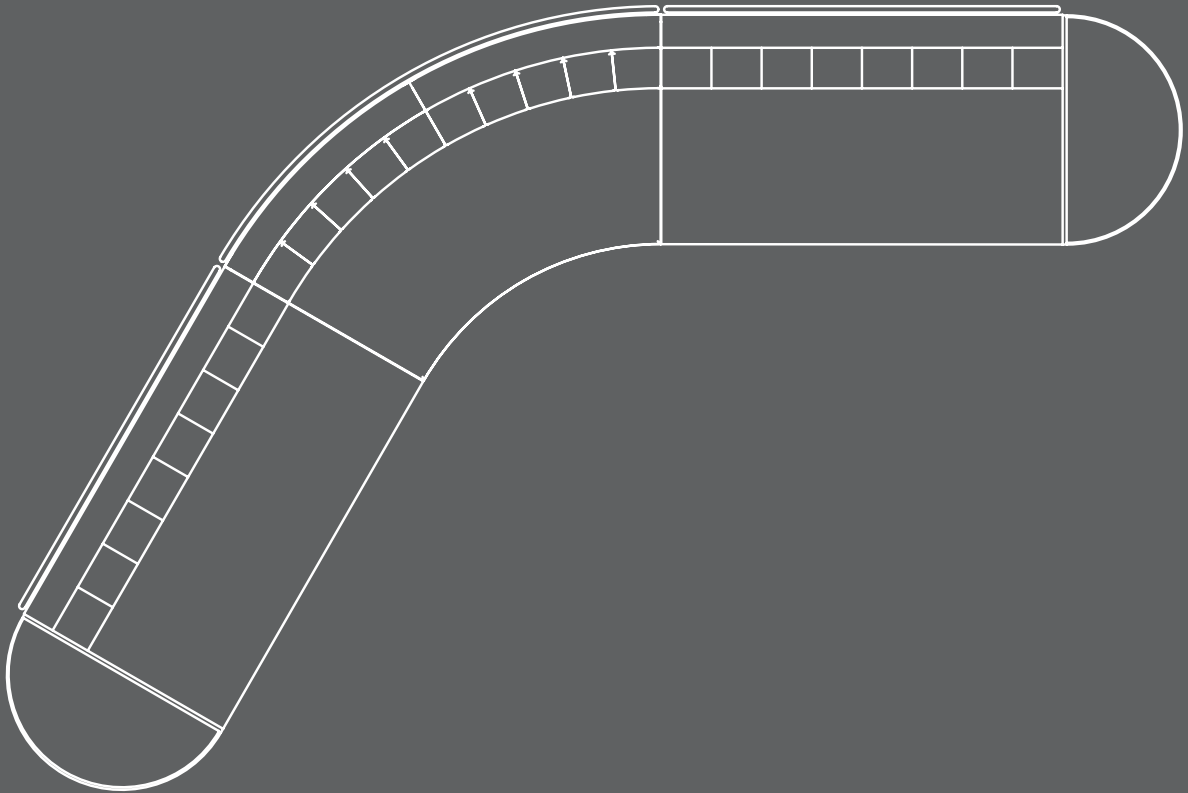
FRAME

Powder Coated Aluminum

TABLE TOP

\*Recycled Teak | Brushed (T31)

\*\*HPL (High Pressure Laminate)



**munia**  
MAMAGREEN Design Lab





Inspired and named after the Munia bird, masters in weaving uniquely shaped nests, MUNIA is a creative luxurious deep seating system allowing unique configurations.

Designed to create a plush informal lounge feeling with flair and distinction, MUNIA has comfortably thick cushions with supreme casual ergonomics.

Two different weaving styles are available for the backsupport:

MUNIA NAYA woven in thick braided textile

MUNIA MO woven in multicolored fiber

The backrest comes also in two different heights: regular or high, offering some additional privacy and shade.

The range consists of oversized round seaters (Hug) and daybeds (Island and Dome), as well as a sectional system in various shapes, with matching tables in different heights.

MUNIA, made of performance materials and a sturdy frame with a sled base, is designed for both luxury hospitality and residential use.


Our large selection of colors and materials, creates multiple possibilities to tailor the style of the Munia furniture pieces, and adapt to any outdoor space.

# MUNIA NAYA

## Introducing: BRAIDING



**B01 - DARK ASH**



**B02 - DOVE GREY**



**B03 - CACTUS**











**MUNIA NAYA Hug**  
MUN112

<b>W</b>	43"		109 cm
<b>D</b>	42"		107 cm
<b>H</b>	27.5"		70 cm
<b>SH</b>	16.5"		42 cm

Unit	1 / Box	
Volume	33 ft3	0.94 m3
Nett	51 lb	23 kg
Gross	77 lb	35 kg



**MUNIA NAYA Island Ø 60" / 152 cm**  
MUN126

<b>W</b>	65"		165 cm
<b>D</b>	62.5"		159 cm
<b>H</b>	27.5"		70 cm
<b>SH</b>	16.5"		42 cm

Unit	Crate	
Volume	102 ft3	2.88 m3
Nett	117 lb	53 kg
Gross	370 lb	168 kg



**MUNIA NAYA Hug (High Back)**  
MUN112H

<b>W</b>	43"		109 cm
<b>D</b>	42"		107 cm
<b>H</b>	39.5"		100 cm
<b>SH</b>	16.5"		42 cm

Unit	1 / Box	
Volume	47 ft3	1.33 m3
Nett	57 lb	26 kg
Gross	95 lb	43 kg



**MUNIA NAYA Island Ø 60" / 152 cm (High Back)**  
MUN126H

<b>W</b>	65"		165 cm
<b>D</b>	62.5"		159 cm
<b>H</b>	39.5"		100 cm
<b>SH</b>	16.5"		42 cm

Unit	Crate	
Volume	131 ft3	3.70 m3
Nett	128 lb	58 kg
Gross	456 lb	207 kg



**MUNIA Ottoman**  
MUN008

<b>Ø</b>	24"		60 cm
<b>H</b>	16.5"		42 cm

Unit	1 / Box	
Volume	7 ft3	0.19 m3
Nett	15 lb	7 kg
Gross	29 lb	13 kg



**MUNIA NAYA Island Ø 75" / 190 cm**  
MUN111

<b>W</b>	80"   203 cm	<b>Unit</b>	<b>Crate</b>	
<b>D</b>	77.5"   197 cm	<b>Volume</b>	150 ft3	4.25 m3
<b>H</b>	27.5"   70 cm	<b>Nett</b>	141 lb	64 kg
<b>SH</b>	16.5"   42 cm	<b>Gross</b>	511 lb	232 kg



**MUNIA NAYA Dome**  
MUN121

<b>W</b>	87.5"   222 cm	<b>Unit</b>	<b>Crate</b>	
<b>D</b>	83.5"   212 cm	<b>Volume</b>	218 ft3	6.18 m3
<b>H</b>	84"   214 cm	<b>Nett</b>	234 lb	106 kg
<b>SH</b>	16.5"   42 cm	<b>Gross</b>	805 lb	365 kg



**MUNIA NAYA Island Ø 75" / 190 cm (High Back)**  
MUN111H

<b>W</b>	80"   203 cm	<b>Unit</b>	<b>Crate</b>	
<b>D</b>	77.5"   197 cm	<b>Volume</b>	192 ft3	5.45 m3
<b>H</b>	39.5"   100 cm	<b>Nett</b>	154 lb	70 kg
<b>SH</b>	16.5"   42 cm	<b>Gross</b>	631 lb	286 kg



**MUNIA NAYA Dome (High Back)**  
MUN121H

<b>W</b>	87.5"   222 cm	<b>Unit</b>	<b>Crate</b>	
<b>D</b>	83.5"   212 cm	<b>Volume</b>	270 ft3	7.64 m3
<b>H</b>	84"   214 cm	<b>Nett</b>	245 lb	111 kg
<b>SH</b>	16.5"   42 cm	<b>Gross</b>	944 lb	428 kg

FRAME

Powder Coated Aluminum

SHELL

Braiding

SHADE

Regular Sling  
Premium Sling

CURTAIN

Olefin - Polyester

# MUNIA NAYA

## Modular System

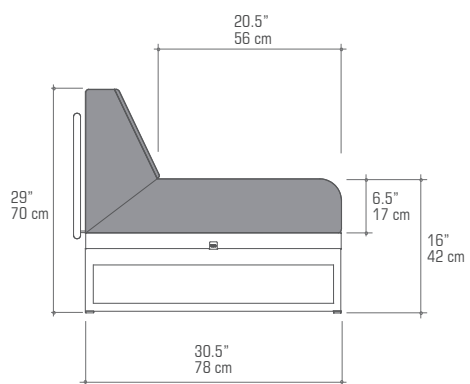




**SIDE TRAY  
RECYCLED TEAK  
WITH REVERSE LIVE EDGE  
DETAILING**



**SIDE TRAY  
HPL (HIGH PRESSURE LAMINATE)**





**MUNIA NAYA Corner**  
MUN120

<b>W</b>	59.5"   151 cm	Unit	1 / Box	
<b>D</b>	37.5"   95 cm	Volume	33 ft3	0.94 m3
<b>H</b>	27.5"   70 cm	Nett	51 lb	23 kg
<b>SH</b>	16.5"   42 cm	Gross	79 lb	36 kg



**MUNIA NAYA Curved Modular System Half Back - Left**  
MUN113

<b>W</b>	70.5"   179 cm	Unit	1 / Box	
<b>D</b>	39"   99 cm	Volume	47 ft3	1.34 m3
<b>H</b>	27.5"   70 cm	Nett	55 lb	25 kg
<b>SH</b>	16.5"   42 cm	Gross	88 lb	40 kg



**MUNIA NAYA Curved Modular System Half Back - Right**  
MUN114

<b>W</b>	70.5"   179 cm	Unit	1 / Box	
<b>D</b>	39"   99 cm	Volume	47 ft3	1.34 m3
<b>H</b>	27.5"   70 cm	Nett	55 lb	25 kg
<b>SH</b>	16.5"   42 cm	Gross	88 lb	40 kg



**MUNIA NAYA Left Hand Modular System (Teak)\***  
MUN318

<b>W</b>	71"   180 cm	Unit	1 / Box	
<b>D</b>	34"   87 cm	Volume	42 ft3	1.20 m3
<b>H</b>	27.5"   70 cm	Nett	73 lb	33 kg
<b>SH</b>	16.5"   42 cm	Gross	104 lb	47 kg



**MUNIA NAYA Curved Left Hand Modular System (Teak)\***  
MUN315

<b>W</b>	78"   199 cm	Unit	1 / Box	
<b>D</b>	41"   105 cm	Volume	56 ft3	1.58 m3
<b>H</b>	27.5"   70 cm	Nett	84 lb	38 kg
<b>SH</b>	16.5"   42 cm	Gross	119 lb	54 kg



**MUNIA NAYA Curved Right Hand Modular System (Teak)\***  
MUN316

<b>W</b>	78"   199 cm	Unit	1 / Box	
<b>D</b>	41"   105 cm	Volume	56 ft3	1.58 m3
<b>H</b>	27.5"   70 cm	Nett	84 lb	38 kg
<b>SH</b>	16.5"   42 cm	Gross	119 lb	54 kg



**MUNIA NAYA Left Hand Modular System (HPL)\*\***  
MUN118

<b>W</b>	71"   180 cm	Unit	1 / Box	
<b>D</b>	34"   87 cm	Volume	42 ft3	1.20 m3
<b>H</b>	27.5"   70 cm	Nett	75 lb	34 kg
<b>SH</b>	16.5"   42 cm	Gross	106 lb	48 kg



**MUNIA NAYA Curved Left Hand Modular System (HPL)\*\***  
MUN115

<b>W</b>	78"   199 cm	Unit	1 / Box	
<b>D</b>	41"   105 cm	Volume	56 ft3	1.58 m3
<b>H</b>	27.5"   70 cm	Nett	86 lb	39 kg
<b>SH</b>	16.5"   42 cm	Gross	123 lb	56 kg



**MUNIA NAYA Curved Right Hand Modular System (HPL)\*\***  
MUN116

<b>W</b>	78"   199 cm	Unit	1 / Box	
<b>D</b>	41"   105 cm	Volume	56 ft3	1.58 m3
<b>H</b>	27.5"   70 cm	Nett	86 lb	39 kg
<b>SH</b>	16.5"   42 cm	Gross	123 lb	56 kg

FRAME

Powder Coated Aluminum

SHELL

Braiding

SIDE TRAY

\*Recycled Teak | Brushed (T31)

\*\*HPL (High Pressure Laminate)





**MUNIA NAYA Modular System**  
MUN117

<b>W</b>	55"   140 cm	Unit	1 / Box	
<b>D</b>	34"   87 cm	Volume	33 ft <sup>3</sup>	0.94 m <sup>3</sup>
<b>H</b>	27.5"   70 cm	Nett	62 lb	28 kg
<b>SH</b>	16.5"   42 cm	Gross	86 lb	39 kg



**MUNIA NAYA Curved Modular System**  
MUN103

<b>W</b>	72"   183 cm	Unit	1 / Box	
<b>D</b>	39"   99 cm	Volume	53 ft <sup>3</sup>	1.51 m <sup>3</sup>
<b>H</b>	27.5"   70 cm	Nett	71 lb	32 kg
<b>SH</b>	16.5"   42 cm	Gross	106 lb	48 kg



**MUNIA NAYA Curved Modular System (High Back)**  
MUN103H

<b>W</b>	72"   183 cm	Unit	1 / Box	
<b>D</b>	39"   99 cm	Volume	75 ft <sup>3</sup>	2.13 m <sup>3</sup>
<b>H</b>	39.5"   100 cm	Nett	79 lb	36 kg
<b>SH</b>	16.5"   42 cm	Gross	128 lb	58 kg



**MUNIA NAYA Right Hand Modular System (Teak)\***  
MUN319

<b>W</b>	71"   180 cm	Unit	1 / Box	
<b>D</b>	34"   87 cm	Volume	42 ft <sup>3</sup>	1.20 m <sup>3</sup>
<b>H</b>	27.5"   70 cm	Nett	73 lb	33 kg
<b>SH</b>	16.5"   42 cm	Gross	104 lb	47 kg



**MUNIA NAYA Curved Left Hand Modular System (Teak Top | High Back)\***  
MUN315H

<b>W</b>	78"   199 cm	Unit	1 / Box	
<b>D</b>	41"   105 cm	Volume	83 ft <sup>3</sup>	2.35 m <sup>3</sup>
<b>H</b>	39.5"   100 cm	Nett	93 lb	42 kg
<b>SH</b>	16.5"   42 cm	Gross	143 lb	65 kg



**MUNIA NAYA Curved Right Hand Modular System (Teak Top | High Back)\***  
MUN316H

<b>W</b>	78"   199 cm	Unit	1 / Box	
<b>D</b>	41"   105 cm	Volume	83 ft <sup>3</sup>	2.35 m <sup>3</sup>
<b>H</b>	39.5"   100 cm	Nett	93 lb	42 kg
<b>SH</b>	16.5"   42 cm	Gross	143 lb	65 kg



**MUNIA NAYA Right Hand Modular System (HPL)\*\***  
MUN119

<b>W</b>	71"   180 cm	Unit	1 / Box	
<b>D</b>	34"   87 cm	Volume	42 ft <sup>3</sup>	1.20 m <sup>3</sup>
<b>H</b>	27.5"   70 cm	Nett	75 lb	34 kg
<b>SH</b>	16.5"   42 cm	Gross	106 lb	48 kg



**MUNIA NAYA Curved Left Hand Modular System (HPL Top | High Back)\*\***  
MUN115H

<b>W</b>	78"   199 cm	Unit	1 / Box	
<b>D</b>	41"   105 cm	Volume	83 ft <sup>3</sup>	2.35 m <sup>3</sup>
<b>H</b>	39.5"   100 cm	Nett	95 lb	43 kg
<b>SH</b>	16.5"   42 cm	Gross	146 lb	66 kg



**MUNIA NAYA Curved Right Hand Modular System (HPL Top | High Back)\*\***  
MUN116H

<b>W</b>	78"   199 cm	Unit	1 / Box	
<b>D</b>	41"   105 cm	Volume	83 ft <sup>3</sup>	2.35 m <sup>3</sup>
<b>H</b>	39.5"   100 cm	Nett	95 lb	43 kg
<b>SH</b>	16.5"   42 cm	Gross	146 lb	66 kg

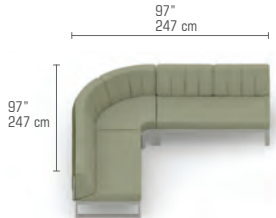
**FRAME**  
Powder Coated Aluminum

**SHELL**  
Braiding

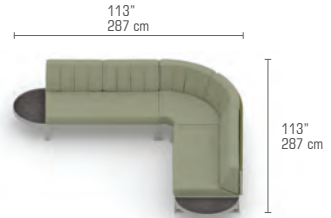
**SIDE TRAY**  
\*Recycled Teak | Brushed (T31)  
\*\*HPL (High Pressure Laminate)



SUGGESTED CONFIGURATIONS  
90° Angle Configurations

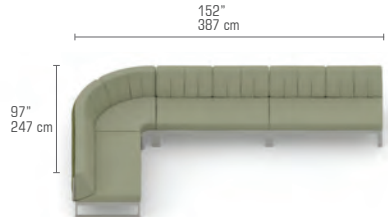


**MNCO-1 MUNIA NAYA 90° ANGLE Configuration 1**  
(2X) MUN117 + MUN120



**MNCO-2 MUNIA NAYA 90° ANGLE Configuration 2 (HPL)**  
MUN119 + MUN120 + MUN118

**MNCO-3 MUNIA NAYA 90° ANGLE Configuration 3 (TEAK)**  
MUN319 + MUN120 + MUN318



**MNCO-4 MUNIA NAYA 90° ANGLE Configuration 4**  
(3X) MUN117 + MUN120



**MNCO-5 MUNIA NAYA 90° ANGLE Configuration 5**  
(3X) MUN117 + MUN120



**MNCO-6 MUNIA NAYA 90° ANGLE Configuration 6 (HPL)**  
MUN119 + MUN120 + MUN117 + MUN118

**MNCO-7 MUNIA NAYA 90° ANGLE Configuration 7 (TEAK)**  
MUN319 + MUN120 + MUN117 + MUN318



**MNCO-8 MUNIA NAYA 90° ANGLE Configuration 8 (HPL)**  
MUN119 + MUN117 + MUN120 + MUN118

**MNCO-9 MUNIA NAYA 90° ANGLE Configuration 9 (TEAK)**  
MUN319 + MUN117 + MUN120 + MUN318

\*\*Custom Configurations Available\*\*



SUGGESTED CONFIGURATIONS  
135° Angle Configurations



**MNCO-10 MUNIA NAYA 135° ANGLE Configuration 1**  
(2X) MUN117 + MUN103



**MNCO-11 MUNIA NAYA 135° ANGLE Configuration 2 (HPL)**  
MUN119 + MUN103 + MUN118

**MNCO-12 MUNIA NAYA 135° ANGLE Configuration 3 (TEAK)**  
MUN319 + MUN103 + MUN318



**MNCO-13 MUNIA NAYA 135° ANGLE Configuration 4**  
(3X) MUN117 + MUN103



**MNCO-14 MUNIA NAYA 135° ANGLE Configuration 5**  
(3X) MUN117 + MUN103



**MNCO-15 MUNIA NAYA 135° ANGLE Configuration 6 (HPL)**  
MUN119 + MUN103 + MUN117 + MUN118

**MNCO-16 MUNIA NAYA 135° ANGLE Configuration 7 (TEAK)**  
MUN319 + MUN103 + MUN117 + MUN318




**MNCO-17 MUNIA NAYA 135° ANGLE Configuration 8 (HPL)**  
MUN119 + MUN117 + MUN103 + MUN118

**MNCO-18 MUNIA NAYA 135° ANGLE Configuration 9 (TEAK)**  
MUN319 + MUN117 + MUN103 + MUN318

\*\*Custom Configurations Available\*\*



SUGGESTED CONFIGURATIONS  
Straight Configurations



MNSCO-1 **MUNIA NAYA STRAIGHT Configuration 1**  
(2X) MUN117




MNSCO-2 **MUNIA NAYA STRAIGHT Configuration 2 (HPL)**  
MUN119 + MUN118

MNSCO-3 **MUNIA NAYA STRAIGHT Configuration 3 (Teak)**  
MUN319 + MUN318



SUGGESTED CONFIGURATIONS  
U-Shape Configurations



MNUCO-1 **MUNIA NAYA U-SHAPE Configuration 1**  
(3X) MUN117+ (2X) MUN120



MNUCO-2 **MUNIA NAYA U-SHAPE Configuration 2 (HPL)**  
MUN119 + (2X) MUN120 + MUN117 + MUN118  
MNUCO-3 **MUNIA NAYA U-SHAPE Configuration 3 (Teak)**  
MUN319 + (2X) MUN120 + MUN117 + MUN318





## SUGGESTED CONFIGURATIONS

### Circular Configurations



**MNCCO-1 MUNIA NAYA CIRCULAR Configuration 1**  
MUN113 + MUN114

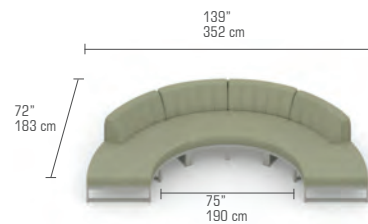


**MNCCO-2 MUNIA NAYA CIRCULAR Configuration 2**  
(2X) MUN103

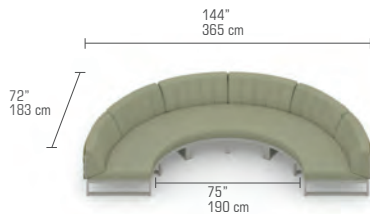


**MNCCO-3 MUNIA NAYA CIRCULAR Configuration 3 (HPL)**  
MUN116 + MUN115


**MNCCO-4 MUNIA NAYA CIRCULAR Configuration 4 (TEAK)**  
MUN316 + MUN315



**MNCCO-5 MUNIA NAYA CIRCULAR Configuration 5**  
MUN113 + MUN103 + MUN114

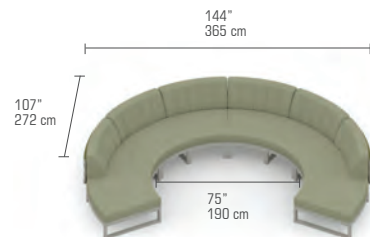


**MNCCO-6 MUNIA NAYA CIRCULAR Configuration 6**  
(3X) MUN103

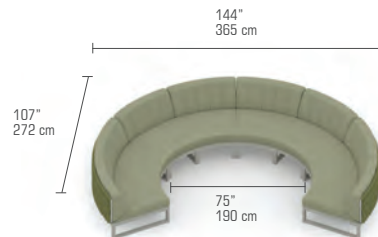


**MNCCO-7 MUNIA NAYA CIRCULAR Configuration 7 (HPL)**  
MUN116 + MUN103 + MUN115

**MNCCO-8 MUNIA NAYA CIRCULAR Configuration 8 (TEAK)**  
MUN316 + MUN103 + MUN315



**MNCCO-9 MUNIA NAYA CIRCULAR Configuration 9**  
MUN113 + (2X) MUN103 + MUN114



**MNCCO-10 MUNIA NAYA CIRCULAR Configuration 10**  
(4X) MUN103

\*\*Custom Configurations Available\*\*

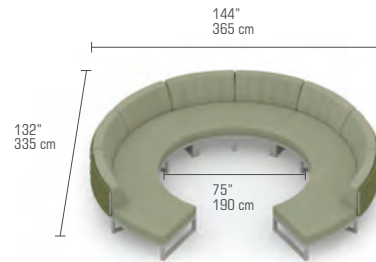


MNCCO-11 **MUNIA NAYA CIRCULAR Configuration 11 (HPL)**

MUN116 + (2X) MUN103 + MUN115

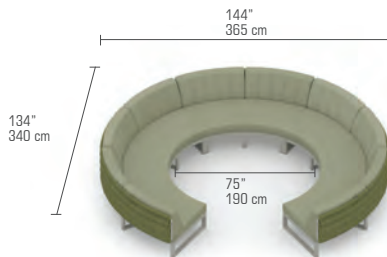
MNCCO-12 **MUNIA NAYA CIRCULAR Configuration 12 (TEAK)**

MUN316 + (2X) MUN103 + MUN315



MNCCO-13 **MUNIA NAYA CIRCULAR Configuration 13**

MUN113 + (3X) MUN103 + MUN114



MNCCO-14 **MUNIA NAYA CIRCULAR Configuration 14**


(5X) MUN103

\*\*Custom Configurations Available\*\*

SUGGESTED CONFIGURATIONS  
Circular High Back Configurations

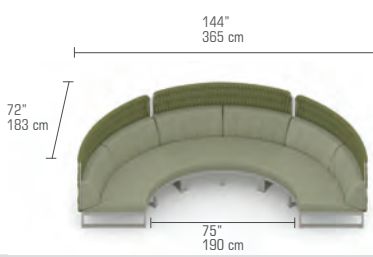


MNCHCO-2 **MUNIA NAYA CIRCULAR High Back Configuration 2**  
(2X) MUN103H

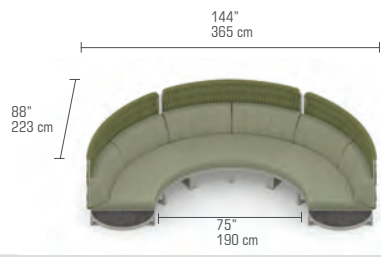


MNCHCO-3 **MUNIA NAYA CIRCULAR High Back Configuration 3 (HPL)**  
MUN116H + MUN115H

MNCHCO-4 **MUNIA NAYA CIRCULAR High Back Configuration 4 (TEAK)**  
MUN316H + MUN315H

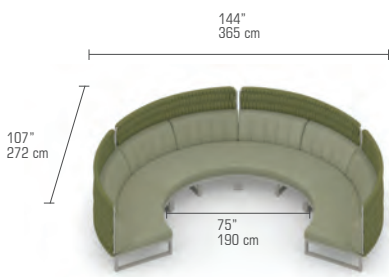


MNCHCO-6 **MUNIA NAYA CIRCULAR High Back Configuration 6**  
(3X) MUN103H




MNCHCO-7 **MUNIA NAYA CIRCULAR High Back Configuration 7 (HPL)**  
MUN116H + MUN103H + MUN115H

MNCHCO-8 **MUNIA NAYA CIRCULAR High Back Configuration 8 (TEAK)**  
MUN316H + MUN103H + MUN315H

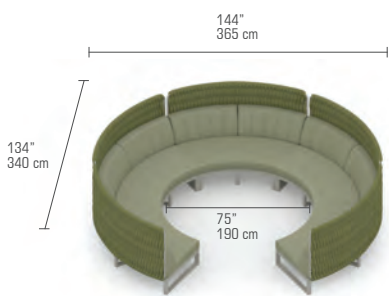


MNCHCO-10 **MUNIA NAYA CIRCULAR High Back Configuration 10**  
(4X) MUN103H



MNCHCO-11 **MUNIA NAYA CIRCULAR High Back Configuration 11 (HPL)**  
MUN116H + (2X) MUN103H + MUN115H

MNCHCO-12 **MUNIA NAYA CIRCULAR High Back Configuration 12 (TEAK)**  
MUN316H + (2X) MUN103H + MUN315H



MNCHCO-14 **MUNIA NAYA CIRCULAR High Back Configuration 14**  
(5X) MUN103H

\*\*Custom Configurations Available\*\*

# MUNIA MO

## FIBER WEAVE | FLAT PATTERNS

236



W35 - ALABASTER



W38 - ARABESCATO

NEW



W40 - URBAN BLUE

NEW



W25 - MACCHIATO



W27 - BREEZE



W26 - JAVA









**MUNIA MO Hug**  
MUN012

<b>W</b>	40"		102 cm
<b>D</b>	40.5"		103 cm
<b>H</b>	27.5"		70 cm
<b>SH</b>	16.5"		42 cm

Unit		1 / Box	
Volume	31 ft <sup>3</sup>	0.87	m <sup>3</sup>
Nett	49 lb	22	kg
Gross	75 lb	34	kg



**MUNIA MO Island Ø 60" / 152 cm**  
MUN026

<b>W</b>	62"		158 cm
<b>D</b>	61"		155 cm
<b>H</b>	27.5"		70 cm
<b>SH</b>	16.5"		42 cm

Unit		Crate	
Volume	97 ft <sup>3</sup>	2.75	m <sup>3</sup>
Nett	115 lb	52	kg
Gross	357 lb	162	kg



**MUNIA MO Hug (High Back)**  
MUN012H

<b>W</b>	40"		102 cm
<b>D</b>	40.5"		103 cm
<b>H</b>	38"		97 cm
<b>SH</b>	16.5"		42 cm

Unit		1 / Box	
Volume	42 ft <sup>3</sup>	1.20	m <sup>3</sup>
Nett	55 lb	25	kg
Gross	90 lb	41	kg



**MUNIA MO Island Ø 60" / 152 cm (High Back)**  
MUN026H

<b>W</b>	62"		158 cm
<b>D</b>	61"		155 cm
<b>H</b>	38"		97 cm
<b>SH</b>	16.5"		42 cm

Unit		Crate	
Volume	125 ft <sup>3</sup>	3.53	m <sup>3</sup>
Nett	126 lb	57	kg
Gross	441 lb	200	kg



**MUNIA Ottoman**  
MUN008

<b>Ø</b>	24"		60 cm
<b>H</b>	16.5"		42 cm

Unit		1 / Box	
Volume	7 ft <sup>3</sup>	0.19	m <sup>3</sup>
Nett	15 lb	7	kg
Gross	29 lb	13	kg





**MUNIA MO Island Ø 75" / 190 cm**  
MUN011

<b>W</b>	77"   196 cm	<b>Unit</b>	<b>Crate</b>	
<b>D</b>	76"   193 cm	<b>Volume</b>	145 ft3	4.10 m3
<b>H</b>	27.5"   70 cm	<b>Nett</b>	139 lb	63 kg
<b>SH</b>	16.5"   42 cm	<b>Gross</b>	496 lb	225 kg



**MUNIA MO Dome**  
MUN021

<b>W</b>	87.5"   222 cm	<b>Unit</b>	<b>Crate</b>	
<b>D</b>	83.5"   212 cm	<b>Volume</b>	205 ft3	5.81 m3
<b>H</b>	84"   214 cm	<b>Nett</b>	231 lb	105 kg
<b>SH</b>	16.5"   42 cm	<b>Gross</b>	774 lb	351 kg



**MUNIA MO Island Ø 75" / 190 cm (High Back)**  
MUN011H

<b>W</b>	77"   196 cm	<b>Unit</b>	<b>Crate</b>	
<b>D</b>	76"   193 cm	<b>Volume</b>	185 ft3	5.25 m3
<b>H</b>	38"   97 cm	<b>Nett</b>	152 lb	69 kg
<b>SH</b>	16.5"   42 cm	<b>Gross</b>	611 lb	277 kg



**MUNIA MO Dome (High Back)**  
MUN021H

<b>W</b>	87.5"   222 cm	<b>Unit</b>	<b>Crate</b>	
<b>D</b>	83.5"   212 cm	<b>Volume</b>	255 ft3	7.22 m3
<b>H</b>	84"   214 cm	<b>Nett</b>	243 lb	110 kg
<b>SH</b>	16.5"   42 cm	<b>Gross</b>	908 lb	412 kg

**FRAME**

Powder Coated Aluminum

**SHELL**

Fiber Weave | Flat Patterns

**SHADE**

Regular Sling  
Premium Sling

**CURTAIN**

Olefin - Polyester

# MUNIA MO

## Modular System

242

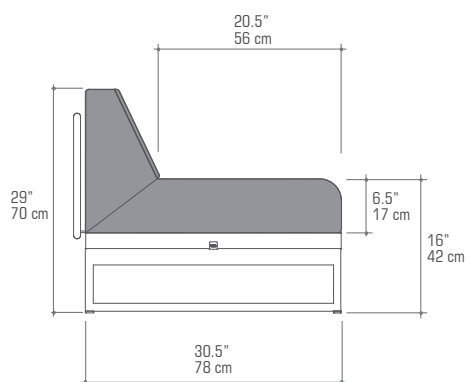




**SIDE TRAY  
RECYCLED TEAK  
WITH REVERSE LIVE EDGE  
DETAILING**



**SIDE TRAY  
HPL (HIGH PRESSURE LAMINATE)**





**MUNIA MO Corner**  
MUN020

<b>W</b>	56"   143 cm	Unit	1 / Box	
<b>D</b>	36"   91 cm	Volume	31 ft3	0.87 m3
<b>H</b>	27.5"   70 cm	Nett	51 lb	23 kg
<b>SH</b>	16.5"   42 cm	Gross	77 lb	35 kg



**MUNIA MO Curved Modular System Half Back - Left**  
MUN013

<b>W</b>	69"   175 cm	Unit	1 / Box	
<b>D</b>	38"   96 cm	Volume	44 ft3	1.25 m3
<b>H</b>	27.5"   70 cm	Nett	51 lb	23 kg
<b>SH</b>	16.5"   42 cm	Gross	82 lb	37 kg



**MUNIA MO Curved Modular System Half Back - Right**  
MUN014

<b>W</b>	69"   175 cm	Unit	1 / Box	
<b>D</b>	38"   96 cm	Volume	44 ft3	1.25 m3
<b>H</b>	27.5"   70 cm	Nett	51 lb	23 kg
<b>SH</b>	16.5"   42 cm	Gross	82 lb	37 kg



**MUNIA MO Left Hand Modular System (Teak)\***  
MUN218

<b>W</b>	71"   180 cm	Unit	1 / Box	
<b>D</b>	33"   83 cm	Volume	40 ft3	1.15 m3
<b>H</b>	27.5"   70 cm	Nett	68 lb	31 kg
<b>SH</b>	16.5"   42 cm	Gross	97 lb	44 kg



**MUNIA MO Curved Left Hand Modular System (Teak)\***  
MUN215

<b>W</b>	77"   195 cm	Unit	1 / Box	
<b>D</b>	40"   101 cm	Volume	51 ft3	1.45 m3
<b>H</b>	27.5"   70 cm	Nett	82 lb	37 kg
<b>SH</b>	16.5"   42 cm	Gross	117 lb	53 kg



**MUNIA MO Curved Right Hand Modular System (Teak)\***  
MUN216

<b>W</b>	77"   195 cm	Unit	1 / Box	
<b>D</b>	40"   101 cm	Volume	51 ft3	1.45 m3
<b>H</b>	27.5"   70 cm	Nett	82 lb	37 kg
<b>SH</b>	16.5"   42 cm	Gross	117 lb	53 kg



**MUNIA MO Left Hand Modular System (HPL)\*\***  
MUN018

<b>W</b>	71"   180 cm	Unit	1 / Box	
<b>D</b>	33"   83 cm	Volume	40 ft3	1.15 m3
<b>H</b>	27.5"   70 cm	Nett	71 lb	32 kg
<b>SH</b>	16.5"   42 cm	Gross	101 lb	46 kg



**MUNIA MO Curved Left Hand Modular System (HPL)\*\***  
MUN015

<b>W</b>	77"   195 cm	Unit	1 / Box	
<b>D</b>	40"   101 cm	Volume	51 ft3	1.45 m3
<b>H</b>	27.5"   70 cm	Nett	84 lb	38 kg
<b>SH</b>	16.5"   42 cm	Gross	119 lb	54 kg



**MUNIA MO Curved Right Hand Modular System (HPL)\*\***  
MUN016

<b>W</b>	77"   195 cm	Unit	1 / Box	
<b>D</b>	40"   101 cm	Volume	51 ft3	1.45 m3
<b>H</b>	27.5"   70 cm	Nett	84 lb	38 kg
<b>SH</b>	16.5"   42 cm	Gross	119 lb	54 kg

FRAME

Powder Coated Aluminum

SHELL

Fiber Weave | Flat Patterns

SIDE TRAY

\*Recycled Teak | Brushed (T31)

\*\*HPL (High Pressure Laminate)



**MUNIA MO Modular System**  
MUN017

<b>W</b>	55"   140 cm	Unit	1 / Box	
<b>D</b>	33"   83 cm	Volume	32 ft3	0.90 m3
<b>H</b>	27.5"   70 cm	Nett	57 lb	26 kg
<b>SH</b>	16.5"   42 cm	Gross	82 lb	37 kg



**MUNIA MO Curved Modular System**  
MUN003

<b>W</b>	69"   175 cm	Unit	1 / Box	
<b>D</b>	38"   96 cm	Volume	48 ft3	1.37 m3
<b>H</b>	27.5"   70 cm	Nett	68 lb	31 kg
<b>SH</b>	16.5"   42 cm	Gross	101 lb	46 kg



**MUNIA MO Curved Modular System (High Back)**  
MUN003H

<b>W</b>	69"   175 cm	Unit	1 / Box	
<b>D</b>	38"   96 cm	Volume	66 ft3	1.87 m3
<b>H</b>	38"   97 cm	Nett	77 lb	35 kg
<b>SH</b>	16.5"   42 cm	Gross	123 lb	56 kg



**MUNIA MO Right Hand Modular System (Teak)\***  
MUN219

<b>W</b>	71"   180 cm	Unit	1 / Box	
<b>D</b>	33"   83 cm	Volume	40 ft3	1.15 m3
<b>H</b>	27.5"   70 cm	Nett	68 lb	31 kg
<b>SH</b>	16.5"   42 cm	Gross	97 lb	44 kg



**MUNIA MO Curved Left Hand Modular System (Teak Top | High Back)\***  
MUN215H

<b>W</b>	77"   195 cm	Unit	1 / Box	
<b>D</b>	40"   101 cm	Volume	76 ft3	2.15 m3
<b>H</b>	38"   97 cm	Nett	90 lb	41 kg
<b>SH</b>	16.5"   42 cm	Gross	139 lb	63 kg



**MUNIA MO Curved Right Hand Modular System (Teak Top | High Back)\***  
MUN216H

<b>W</b>	77"   195 cm	Unit	1 / Box	
<b>D</b>	40"   101 cm	Volume	76 ft3	2.15 m3
<b>H</b>	38"   97 cm	Nett	90 lb	41 kg
<b>SH</b>	16.5"   42 cm	Gross	139 lb	63 kg



**MUNIA MO Right Hand Modular System (HPL)\*\***  
MUN019

<b>W</b>	71"   180 cm	Unit	1 / Box	
<b>D</b>	33"   83 cm	Volume	40 ft3	1.15 m3
<b>H</b>	27.5"   70 cm	Nett	71 lb	32 kg
<b>SH</b>	16.5"   42 cm	Gross	101 lb	46 kg



**MUNIA MO Curved Left Hand Modular System (HPL Top | High Back)\*\***  
MUN015H

<b>W</b>	77"   195 cm	Unit	1 / Box	
<b>D</b>	40"   101 cm	Volume	76 ft3	2.15 m3
<b>H</b>	38"   97 cm	Nett	93 lb	42 kg
<b>SH</b>	16.5"   42 cm	Gross	141 lb	64 kg



**MUNIA MO Curved Right Hand Modular System (HPL Top | High Back)\*\***  
MUN016H

<b>W</b>	77"   195 cm	Unit	1 / Box	
<b>D</b>	40"   101 cm	Volume	76 ft3	2.15 m3
<b>H</b>	38"   97 cm	Nett	93 lb	42 kg
<b>SH</b>	16.5"   42 cm	Gross	141 lb	64 kg

**FRAME**  
Powder Coated Aluminum

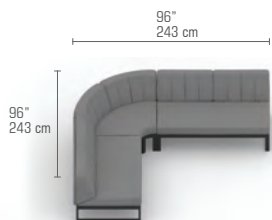
**SHELL**  
Fiber Weave | Flat Patterns

**SIDE TRAY**  
\*Recycled Teak | Brushed (T31)  
\*\*HPL (High Pressure Laminate)

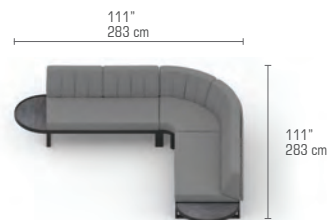


SUGGESTED CONFIGURATIONS

90° Angle Configurations



**MMCO-1 MUNIA MO 90° ANGLE Configuration 1**  
(2X) MUN017 + MUN020

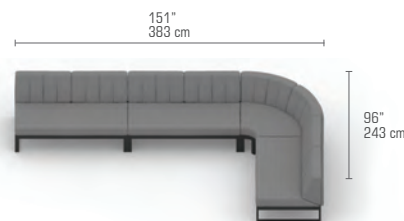


**MMCO-2 MUNIA MO 90° ANGLE Configuration 2 (HPL)**  
MUN019 + MUN020 + MUN018

**MMCO-3 MUNIA MO 90° ANGLE Configuration 3 (TEAK)**  
MUN219 + MUN020 + MUN218



**MMCO-4 MUNIA MO 90° ANGLE Configuration 4**  
(3X) MUN017 + MUN020



**MMCO-5 MUNIA MO 90° ANGLE Configuration 5**  
(3X) MUN017 + MUN020



**MMCO-6 MUNIA MO 90° ANGLE Configuration 6 (HPL)**  
MUN019 + MUN020 + MUN017 + MUN018

**MMCO-7 MUNIA MO 90° ANGLE Configuration 7 (TEAK)**  
MUN219 + MUN020 + MUN017 + MUN218



**MMCO-8 MUNIA MO 90° ANGLE Configuration 8 (HPL)**  
MUN019 + MUN017 + MUN020 + MUN018

**MMCO-9 MUNIA MO 90° ANGLE Configuration 9 (TEAK)**  
MUN219 + MUN017 + MUN020 + MUN218





## SUGGESTED CONFIGURATIONS 135° Angle Configurations



**MMCO-10 MUNIA MO 135° ANGLE Configuration 1**  
(2X) MUN017 + MUN003



**MMCO-11 MUNIA MO 135° ANGLE Configuration 2 (HPL)**  
MUN019 + MUN003 + MUN018

**MMCO-12 MUNIA MO 135° ANGLE Configuration 3 (TEAK)**  
MUN219 + MUN003 + MUN218



**MMCO-13 MUNIA MO 135° ANGLE Configuration 4**  
(3X) MUN017 + MUN003



**MMCO-14 MUNIA MO 135° ANGLE Configuration 5**  
(3X) MUN017 + MUN003



**MMCO-15 MUNIA MO 135° ANGLE Configuration 6 (HPL)**  
MUN019 + MUN003 + MUN017 + MUN018

**MMCO-16 MUNIA MO 135° ANGLE Configuration 7 (TEAK)**  
MUN219 + MUN003 + MUN017 + MUN218




**MMCO-17 MUNIA MO 135° ANGLE Configuration 8 (HPL)**  
MUN019 + MUN017 + MUN003 + MUN018

**MMCO-18 MUNIA MO 135° ANGLE Configuration 9 (TEAK)**  
MUN219 + MUN017 + MUN003 + MUN218

\*\*Custom Configurations Available\*\*



SUGGESTED CONFIGURATIONS  
Straight Configurations



MMSCO-1 **MUNIA MO STRAIGHT Configuration 1**  
(2X) MUN017



MMSCO-2 **MUNIA MO STRAIGHT Configuration 2 (HPL)**  
MUN019 + MUN018  
MMSCO-3 **MUNIA MO STRAIGHT Configuration 3 (Teak)**  
MUN219 + MUN218



SUGGESTED CONFIGURATIONS  
U-Shape Configurations



MMUCO-1 **MUNIA MO U-SHAPE Configuration 1**  
(3X) MUN017 + (2X) MUN020

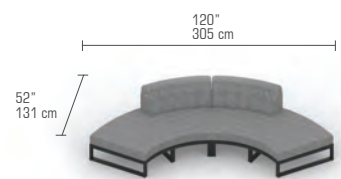


MMUCO-2 **MUNIA MO U-SHAPE Configuration 2 (HPL)**  
MUN019 + (2X) MUN020 + MUN017 + MUN018  
MMUCO-3 **MUNIA MO U-SHAPE Configuration 3 (Teak)**  
MUN219 + (2X) MUN020 + MUN017 + MUN218



## SUGGESTED CONFIGURATIONS

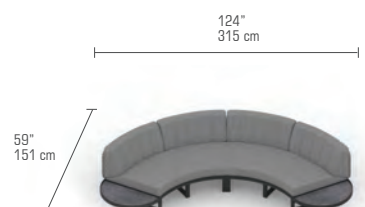
### Circular Configurations



**MMCCO-1 MUNIA MO CIRCULAR Configuration 1**  
MUN013 + MUN014

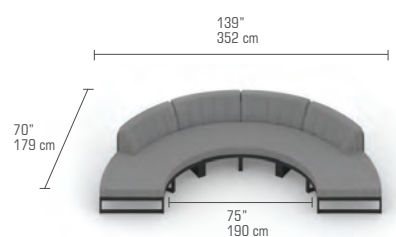


**MMCCO-2 MUNIA MO CIRCULAR Configuration 2**  
(2X) MUN003

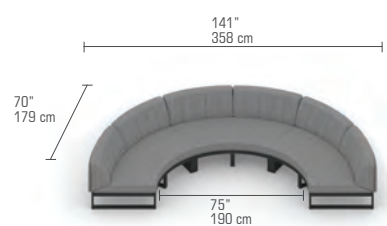


**MMCCO-3 MUNIA MO CIRCULAR Configuration 3 (HPL)**  
MUN016 + MUN015

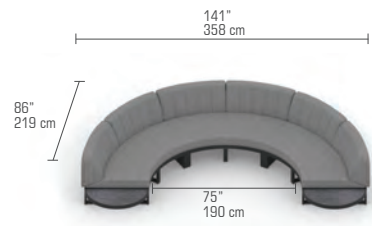
**MMCCO-4 MUNIA MO CIRCULAR Configuration 4 (TEAK)**  
MUN216 + MUN215



**MMCCO-5 MUNIA MO CIRCULAR Configuration 5**  
MUN013 + MUN003 + MUN014

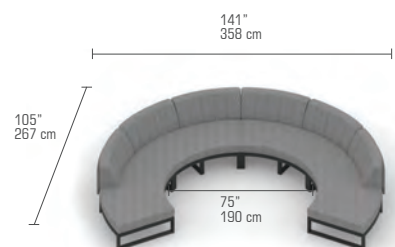


**MMCCO-6 MUNIA MO CIRCULAR Configuration 6**  
(3X) MUN003

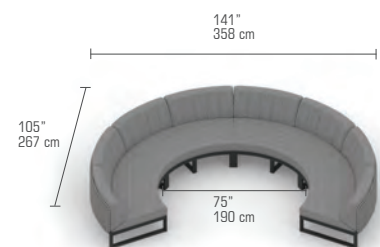


**MMCCO-7 MUNIA MO CIRCULAR Configuration 7 (HPL)**  
MUN016 + MUN003 + MUN015

**MMCCO-8 MUNIA MO CIRCULAR Configuration 8 (TEAK)**  
MUN216 + MUN003 + MUN215

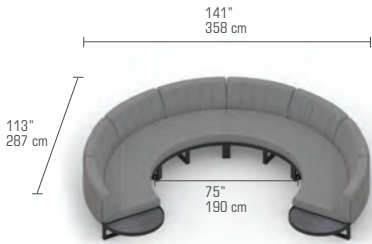


**MMCCO-9 MUNIA MO CIRCULAR Configuration 9**  
MUN013 + (2X) MUN003 + MUN014



**MMCCO-10 MUNIA MO CIRCULAR Configuration 10**  
(4X) MUN003

\*\*Custom Configurations Available\*\*

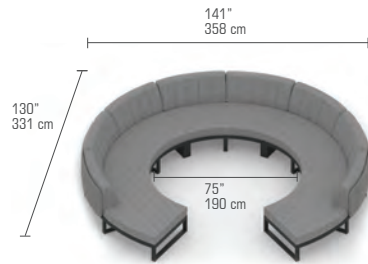


MMCCO-11 **MUNIA MO CIRCULAR Configuration 11 (HPL)**

MUN016 + (2X) MUN003 + MUN015

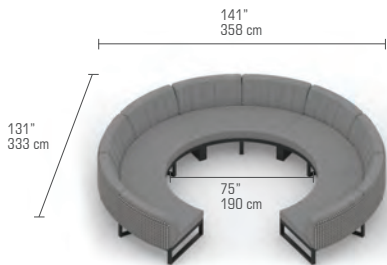
MMCCO-12 **MUNIA MO CIRCULAR Configuration 12 (TEAK)**

MUN216 + (2X) MUN003 + MUN215



MMCCO-13 **MUNIA MO CIRCULAR Configuration 13**

MUN013 + (3X) MUN003 + MUN014




MMCCO-14 **MUNIA MO CIRCULAR Configuration 14**

(5X) MUN003

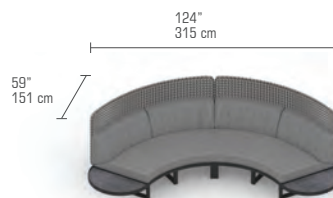
## SUGGESTED CONFIGURATIONS

### Circular High Back Configurations



**MMCHCO-2 MUNIA MO CIRCULAR High Back Configuration 2**

(2X) MUN003H

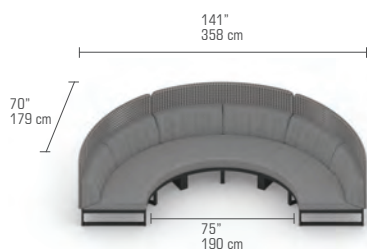


**MMCHCO-3 MUNIA MO CIRCULAR High Back Configuration 3 (HPL)**

MUN016H + MUN015H

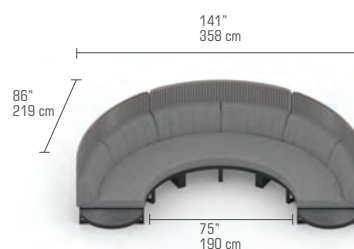
**MMCHCO-4 MUNIA MO CIRCULAR High Back Configuration 4 (TEAK)**

MUN216H + MUN215H



**MMCHCO-6 MUNIA MO CIRCULAR High Back Configuration 6**

(3X) MUN003H

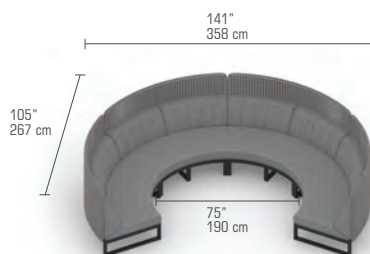


**MMCHCO-7 MUNIA MO CIRCULAR High Back Configuration 7 (HPL)**

MUN016H + MUN003H + MUN015H


**MMCHCO-8 MUNIA MO CIRCULAR High Back Configuration 8 (TEAK)**

MUN216H + MUN003H + MUN215H



**MMCHCO-10 MUNIA MO CIRCULAR High Back Configuration 10**

(4X) MUN003H

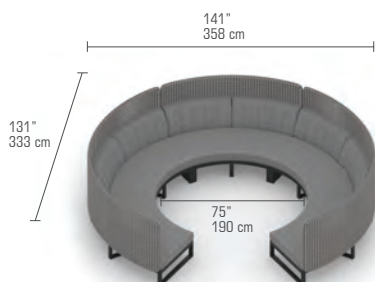


**MMCHCO-11 MUNIA MO CIRCULAR High Back Configuration 11 (HPL)**

MUN016H + (2X) MUN003H + MUN015H

**MMCHCO-12 MUNIA MO CIRCULAR High Back Configuration 12 (TEAK)**

MUN216H + (2X) MUN003H + MUN215H



**MMCHCO-14 MUNIA MO CIRCULAR High Back Configuration 14**

(5X) MUN003H

\*\*Custom Configurations Available\*\*



**MUNIA Side Table (Teak)\***  
MUN206

Ø 18" | 45 cm  
H 20" | 51 cm

Unit	1 / Box	
Volume	4.5 ft <sup>3</sup>	0.13 m <sup>3</sup>
Nett	9 lb	4 kg
Gross	20 lb	9 kg



**MUNIA Coffee Table Ø 31.5" / 80 cm (Teak)\***  
MUN210

Ø 31.5" | 80 cm  
H 18" | 45 cm

Unit	1 / Box	
Volume	4 ft <sup>3</sup>	0.12 m <sup>3</sup>
Nett	33 lb	15 kg
Gross	42 lb	19 kg



**MUNIA Low Table Ø 43" / 110 cm (Teak)\***  
MUN225

Ø 43" | 110 cm  
H 12" | 30 cm

Unit	1 / Box	
Volume	8 ft <sup>3</sup>	0.22 m <sup>3</sup>
Nett	44 lb	20 kg
Gross	57 lb	26 kg



**MUNIA Center Table Ø 31.5" / 80 cm (Teak)\***  
MUN224

Ø 31.5" | 80 cm  
H 15" | 38 cm

Unit	1 / Box	
Volume	4 ft <sup>3</sup>	0.12 m <sup>3</sup>
Nett	29 lb	13 kg
Gross	37 lb	17 kg



**MUNIA Center Table Ø 43" / 110 cm (Teak)\***  
MUN209

Ø 43" | 110 cm  
H 15" | 38 cm

Unit	1 / Box	
Volume	8 ft <sup>3</sup>	0.22 m <sup>3</sup>
Nett	46 lb	21 kg
Gross	60 lb	27 kg

FRAME

Powder Coated Aluminum

TABLE TOP

\*Recycled Teak | Brushed (T31)





**MUNIA Side Table (HPL)\*\***  
MUN006

Ø 18" | 45 cm  
H 20" | 51 cm

Unit	1 / Box	
Volume	5 ft <sup>3</sup>	0.15 m <sup>3</sup>
Nett	9 lb	4 kg
Gross	22 lb	10 kg



**MUNIA Coffee Table Ø 31.5" / 80 cm (HPL)\*\***  
MUN010

Ø 31.5" | 80 cm  
H 18" | 45 cm

Unit	1 / Box	
Volume	4.5 ft <sup>3</sup>	0.13 m <sup>3</sup>
Nett	40 lb	18 kg
Gross	53 lb	24 kg



**MUNIA Low Table Ø 43" / 110 cm (HPL)\*\***  
MUN025

Ø 43" | 110 cm  
H 12" | 30 cm

Unit	1 / Box	
Volume	8.5 ft <sup>3</sup>	0.24 m <sup>3</sup>
Nett	57 lb	26 kg
Gross	75 lb	34 kg



**MUNIA Center Table Ø 31.5" / 80 cm (HPL)\*\***  
MUN024

Ø 31.5" | 80 cm  
H 15" | 38 cm

Unit	1 / Box	
Volume	4.5 ft <sup>3</sup>	0.13 m <sup>3</sup>
Nett	37 lb	17 kg
Gross	49 lb	22 kg



**MUNIA Center Table Ø 43" / 110 cm (HPL)\*\***  
MUN009

Ø 43" | 110 cm  
H 15" | 38 cm

Unit	1 / Box	
Volume	8.5 ft <sup>3</sup>	0.24 m <sup>3</sup>
Nett	62 lb	28 kg
Gross	77 lb	35 kg

FRAME

Powder Coated Aluminum

TABLE TOP

\*\*HPL (High Pressure Laminate)



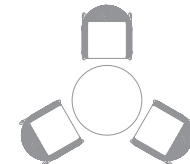
**MUNIA Continental Dining Table Ø 31.5" / 80 cm**  
MUN005

<b>Ø</b>	31.5"	80 cm	Unit	1 / Box	
<b>H</b>	24"	61 cm	Volume	5 ft <sup>3</sup>	0.14 m <sup>3</sup>
<b>CH</b>	22.5"	57 cm	Nett	35 lb	16 kg
			Gross	46 lb	21 kg



**MUNIA Continental Dining Table Ø 39.5" / 100 cm**  
MUN002

<b>Ø</b>	39.5"	100 cm	Unit	1 / Box	
<b>H</b>	24"	61 cm	Volume	7.5 ft <sup>3</sup>	0.21 m <sup>3</sup>
<b>CH</b>	22.5"	57 cm	Nett	49 lb	22 kg
			Gross	64 lb	29 kg



\*Table simulation using OHANA Lounge Chair  
\*\*Custom Dimensions Available\*\*

<b>FRAME</b>	<b>TABLE TOP</b>
Powder Coated Aluminum	HPL (High Pressure Laminate)



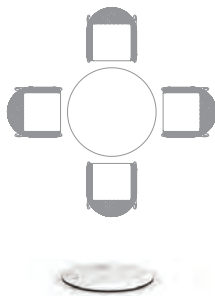
**MUNIA Continental Dining Table Ø 50" / 127 cm**  
MUN004

<b>Ø</b>	50"	127 cm	Unit	1 / Box	
<b>H</b>	24"	61 cm	Volume	11 ft <sup>3</sup>	0.32 m <sup>3</sup>
<b>CH</b>	22.5"	57 cm	Nett	75 lb	34 kg
			Gross	95 lb	43 kg

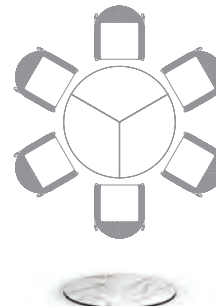


**MUNIA Continental Dining Table Ø 63" / 160 cm**  
MUN001

<b>Ø</b>	63"	160 cm	Unit	1 / Box	
<b>H</b>	24"	61 cm	Volume	18 ft <sup>3</sup>	0.50 m <sup>3</sup>
<b>CH</b>	22.5"	57 cm	Nett	132 lb	60 kg
			Gross	161 lb	73 kg



**Lazy Susan Ø 20" / 50 cm**  
MI334

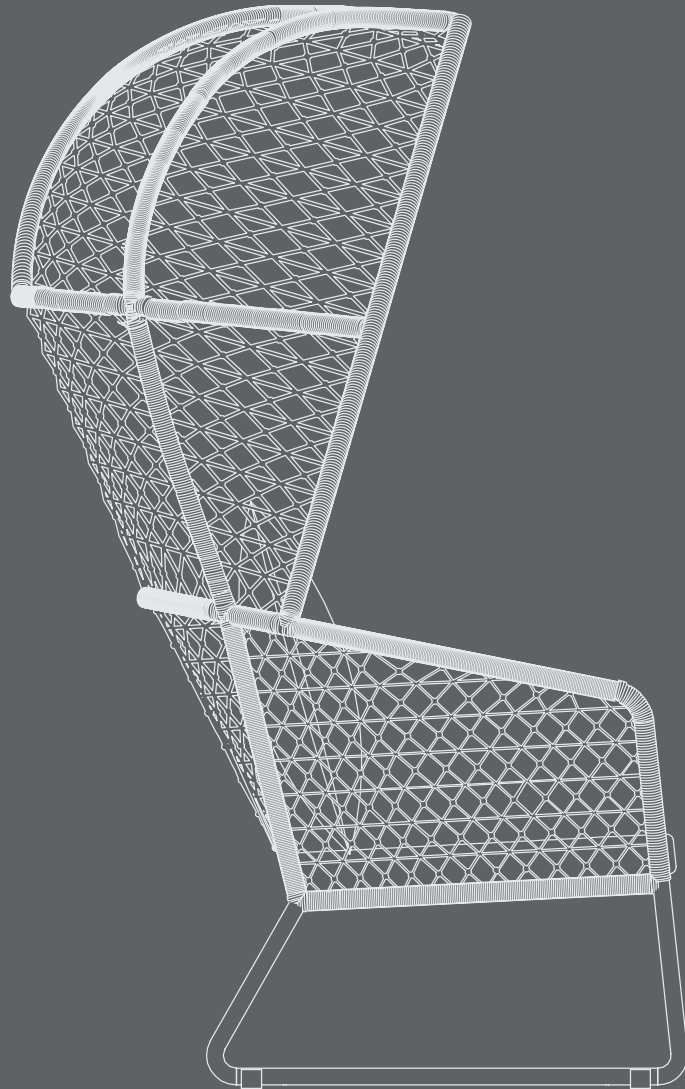


**Lazy Susan Ø 30" / 76 cm**  
MI319

\*Table simulation using OHANA Lounge Chair  
\*\*Custom Dimensions Available\*\*

FRAME  
Powder Coated Aluminum

TABLE TOP  
HPL (High Pressure Laminate)



**DHANA**  
MAMAGREEN Design Lab





With a range of neutral and vivid color combinations, Ohana can find itself at home in most exterior and interior settings.

Ohana's frame is woven by hand with an Olefin rope wrapping around a sturdy powder coated aluminum frame. The semi-soft seat cushion, supported by a mesh seat deck, and a fluffy back pillow ensure a comfortable seating experience.

The Ohana dining chairs can complete any MAMAGREEN dining table while the Ohana lounge chairs are a perfect fit for balconies, living rooms and perfectly balance any of our sectional sofas.

The exceptional Ohana balloon chair is a stunning statement piece, available in both dining and lounge height.

This series of sled base dining and lounge chairs can be used both in residential and commercial environments.

A weighted version is available for high wind areas and rooftops.















**OHANA Lounge Chair**  
OHA02

<b>W</b> 27.5"	70 cm	Unit	1 / Box	
<b>D</b> 33"	83 cm	Volume	18 ft3	0.51 m3
<b>H</b> 29.5"	75 cm	Nett	13 lb	6 kg
<b>SH</b> 16"	40 cm	Gross	26 lb	12 kg
<b>AH</b> 24"	61 cm			



**OHANA Balloon Lounge Chair**  
OHA03

<b>W</b> 33"	84 cm	Unit	1 / Box	
<b>D</b> 35"	89 cm	Volume	50 ft3	1.42 m3
<b>H</b> 64"	162 cm	Nett	24 lb	11 kg
<b>SH</b> 16"	40 cm	Gross	49 lb	22 kg
<b>AH</b> 24"	61 cm			



**OHANA Footrest**  
OHA07

<b>W</b> 25"	64 cm	Unit	1 / Box	
<b>D</b> 21"	53 cm	Volume	6 ft3	0.17 m3
<b>H</b> 16"	40 cm	Nett	9 lb	4 kg
		Gross	20 lb	9 kg



**OHANA 2-Seater**  
OHA05

<b>W</b> 61"	155 cm	Unit	1 / Box	
<b>D</b> 33"	83 cm	Volume	41 ft3	1.15 m3
<b>H</b> 29.5"	75 cm	Nett	46 lb	21 kg
<b>SH</b> 16"	40 cm	Gross	71 lb	32 kg
<b>AH</b> 24"	61 cm			



**OHANA 3-Seater**  
OHA06

<b>W</b> 79"	200 cm	Unit	1 / Box	
<b>D</b> 33"	83 cm	Volume	51.5 ft3	1.46 m3
<b>H</b> 29.5"	75 cm	Nett	57 lb	26 kg
<b>SH</b> 16"	40 cm	Gross	86 lb	39 kg
<b>AH</b> 24"	61 cm			



**OHANA 3-Seater | Oversized**  
OHA08

<b>W</b> 88.5"	225 cm	Unit	1 / Box	
<b>D</b> 33"	83 cm	Volume	58 ft3	1.65 m3
<b>H</b> 29.5"	75 cm	Nett	64 lb	29 kg
<b>SH</b> 16"	40 cm	Gross	95 lb	43 kg
<b>AH</b> 24"	61 cm			

FRAME

Powder Coated Aluminum

SHELL

Rope Weave



**OHANA Dining Chair**  
OHA01

<b>W</b>	23"	59 cm	Unit	1 / Box	
<b>D</b>	24.5"	62 cm	Volume	12 ft.3	0.33 m3
<b>H</b>	29.5"	75 cm	Nett	11 lb	5 kg
<b>SH</b>	18.5"	47 cm	Gross	22 lb	10 kg
<b>AH</b>	25.5"	65 cm			

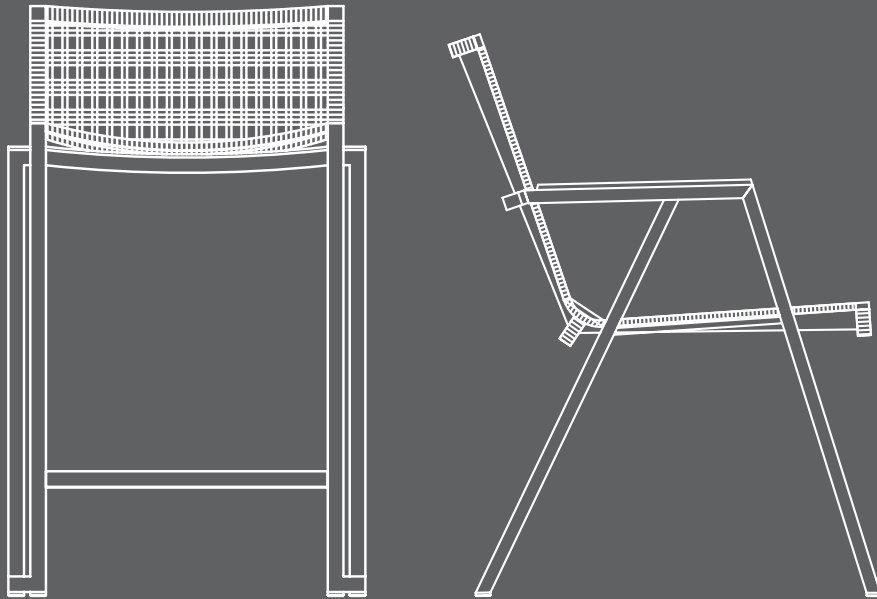
**OHA01W Weighted**

<b>W</b>	23"	59 cm	Unit	1 / Box	
<b>D</b>	24.5"	62 cm	Volume	12 ft.3	0.33 m3
<b>H</b>	29.5"	75 cm	Nett	20 lb	9 kg
<b>SH</b>	18.5"	47 cm	Gross	31 lb	14 kg
<b>AH</b>	25.5"	65 cm			



**OHANA Balloon Dining Chair**  
OHA04

<b>W</b>	33"	84 cm	Unit	1 / Box	
<b>D</b>	35"	89 cm	Volume	53 ft.3	1.50 m3
<b>H</b>	67"	171 cm	Nett	26 lb	12 kg
<b>SH</b>	18.5"	47 cm	Gross	51 lb	23 kg
<b>AH</b>	27.5"	70 cm			



*OLAF*

MAMAGREEN Design Lab









**OLAF Dining Side Chair**  
OL002



<b>W</b>	18"	46 cm	Unit		2 / Box	
<b>D</b>	25.5"	65 cm	Volume	6 ft <sup>3</sup>	0.17 m <sup>3</sup>	
<b>H</b>	33.5"	85 cm	Nett	11 lb	5 kg	
<b>SH</b>	17.5"	45 cm	Gross	15 lb	7 kg	



**OLAF Easy Chair Armless**  
OL005



<b>W</b>	21.5"	54 cm	Unit		2 / Box	
<b>D</b>	32.5"	82 cm	Volume	9.5 ft <sup>3</sup>	0.27 m <sup>3</sup>	
<b>H</b>	38"	97 cm	Nett	13 lb	6 kg	
<b>SH</b>	16"	41 cm	Gross	20 lb	9 kg	



**OLAF Counter Chair**  
OL006



<b>W</b>	18"	46 cm	Unit		2 / Box	
<b>D</b>	19.5"	50 cm	Volume	4 ft <sup>3</sup>	0.12 m <sup>3</sup>	
<b>H</b>	30"	76 cm	Nett	11 lb	5 kg	
<b>SH</b>	24"	61 cm	Gross	15 lb	7 kg	



**OLAF Dining Armchair**  
OL001



<b>W</b>	23.5"	60 cm	Unit		2 / Box	
<b>D</b>	26"	66 cm	Volume	8 ft <sup>3</sup>	0.22 m <sup>3</sup>	
<b>H</b>	33.5"	85 cm	Nett	13 lb	6 kg	
<b>SH</b>	17.5"	45 cm	Gross	20 lb	9 kg	
<b>AH</b>	25"	63 cm				



**OLAF Easy Chair**  
OL004



<b>W</b>	26"	66 cm	Unit		2 / Box	
<b>D</b>	32"	81 cm	Volume	12 ft <sup>3</sup>	0.35 m <sup>3</sup>	
<b>H</b>	38"	97 cm	Nett	15 lb	7 kg	
<b>SH</b>	16"	41 cm	Gross	26 lb	12 kg	
<b>AH</b>	21.5"	55 cm				



**OLAF Bar Chair**  
OL003



<b>W</b>	18"	46 cm	Unit		2 / Box	
<b>D</b>	20"	51 cm	Volume	5 ft <sup>3</sup>	0.14 m <sup>3</sup>	
<b>H</b>	35.5"	90 cm	Nett	13 lb	6 kg	
<b>SH</b>	29.5"	75 cm	Gross	20 lb	9 kg	



**Optional Padded Cushion - OLAF Dining Side Chair**  
COL002

Thickness 0.4" | 1 cm



**Optional Padded Cushion - OLAF Dining Armchair**  
COL001

Thickness 0.4" | 1 cm



**Optional Padded Cushion - OLAF Easy Chair Armless & OLAF Easy Chair**  
COL007

Thickness 0.4" | 1 cm

**FIBER WEAVE | ROUND**



**W13 - SNOW WHITE**



**W09 - AMAZON**



**W10 - HONEY**



**W14 - PEPPER**

**FRAME**


Powder Coated Stainless Steel  
Stainless Steel 304 Hairline (F18)

**ARMREST**

Recycled Teak | Smooth (T30)

**WEAVING**

Fiber Weave | Round



**PRADO**  
MAMAGREEN Design Lab



We completed our dining series with the contemporary edgy-looking PRADO.

The dining table consists of an HPL top available in various stone motifs, on a solid galvanized metal base shaped in a minimalist angle.

Available in three different dimensions, the largest table offers ample place for 10 chairs.

To complete the Prado set we redesigned the classic director's chair. The padded seat and back, made of Elios mesh by Serge Ferrari, allows comfortable sitting. The armrests fit under the clearance of the dining table and have optionally a handsome teak inlay. Of practical use is the folding mechanism, allowing the chair to be easily stored, ideal for transport, storage on a yacht or in a restaurant.

With a large selection of powdercoating colors and textile options, the Prado chair can be configured to match any style.

Both chair and table are designed to mix & match with other items of our collection.











**PRADO Dining Chair**  
PRD001

<b>W</b>	22"	56 cm	Unit		1 / Box	
<b>D</b>	20.5"	52 cm	Volume	4 ft <sup>3</sup>	0.12 m <sup>3</sup>	
<b>H</b>	33"	84 cm	Nett	18 lb	8 kg	
<b>SH</b>	18"	45 cm	Gross	29 lb	13 kg	
<b>AH</b>	25"	64 cm				



**PRADO Dining Chair (Teak Armrest)**  
PRD002

<b>W</b>	22"	56 cm	Unit		1 / Box	
<b>D</b>	20.5"	52 cm	Volume	4 ft <sup>3</sup>	0.12 m <sup>3</sup>	
<b>H</b>	33"	84 cm	Nett	18 lb	8 kg	
<b>SH</b>	18"	45 cm	Gross	29 lb	13 kg	
<b>AH</b>	25"	64 cm				


**Introducing  
SOFT TOUCH SLING**



**S29 - EDEN ACIER**



**S31 - EDEN GLACIAL WHITE**



**S30 - EDEN BEIGE GREY**



**S32 - EDEN LIGHT GREY**

FRAME

Powder Coated Stainless Steel

PADDED SLING

Soft Touch Sling

ARMREST (PRD002)


Recycled Teak | Brushed (T31)





1282






**PRADO Dining Table 120" / 305 cm**  
PRD005

<b>L</b>	120"	305 cm
<b>W</b>	39.5"	100 cm
<b>H</b>	29.5"	75 cm
<b>CH</b>	28"	71 cm


Unit	1 Crate + 1 Box	
Volume	65 ft <sup>3</sup>	1.83 m <sup>3</sup>
Nett.	267 lb	121 kg
Gross	437 lb	198 kg



**PRADO Dining Table 94.5" / 240 cm**  
PRD006

<b>L</b>	94.5"	240 cm
<b>W</b>	39.5"	100 cm
<b>H</b>	29.5"	75 cm
<b>CH</b>	28"	71 cm

Unit	1 Crate + 1 Box	
Volume	53 ft <sup>3</sup>	1.51 m <sup>3</sup>
Nett.	216 lb	98 kg
Gross	359 lb	163 kg




**PRADO Dining Table 71" / 180 cm**  
PRD007

<b>L</b>	71"	180 cm
<b>W</b>	39.5"	100 cm
<b>H</b>	29.5"	75 cm
<b>CH</b>	28"	71 cm

Unit	1 Crate + 1 Box	
Volume	43 ft <sup>3</sup>	1.22 m <sup>3</sup>
Nett.	194 lb	88 kg
Gross	313 lb	142 kg



\*Table simulation using PRADO Dining Chair  
\*\*Custom Dimensions Available\*\*



# SATO | MATCH

Design by Vincent Cantaert & Barbara Widiningtias







**MATCH Round Bar Stool (Stamskin)**

MI186

<b>W</b>	15.5"   39 cm
<b>D</b>	15.5"   39 cm
<b>H</b>	30.5"   77 cm

Unit		1 / Box	
Volume	7 ft3	0.20 m3	
Nett	13 lb	6 kg	
Gross	24 lb	11 kg	

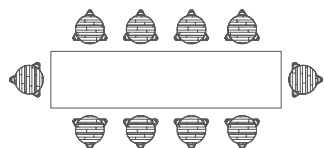


**MATCH Round Bar Stool (Teak)**

MI185

<b>W</b>	15.5"   39 cm
<b>D</b>	15.5"   39 cm
<b>H</b>	29.5"   75 cm

Unit		1 / Box	
Volume	7 ft3	0.19 m3	
Nett	15 lb	7 kg	
Gross	26 lb	12 kg	

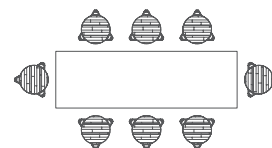


**SATO Bar Table**

SAT10

<b>L</b>	120"   305 cm
<b>W</b>	29.5"   75 cm
<b>H</b>	41.5"   105 cm

Unit		Crate	
Volume	56 ft3	1.59 m3	
Nett	192 lb	87 kg	
Gross	351 lb	159 kg	



**SATO Bar Table**

SAT11

<b>L</b>	94.5"   240 cm
<b>W</b>	29.5"   75 cm
<b>H</b>	41.5"   105 cm

Unit		2 Boxes	
Volume	26 ft3	0.74 m3	
Nett	174 lb	79 kg	
Gross	220 lb	100 kg	



**MATCH Round Counter Stool (Stamskin)**

MI182

<b>W</b>	15.5"   39 cm
<b>D</b>	15.5"   39 cm
<b>H</b>	25.5"   65 cm

Unit		1 / Box	
Volume	6 ft3	0.17 m3	
Nett	11 lb	5 kg	
Gross	20 lb	9 kg	

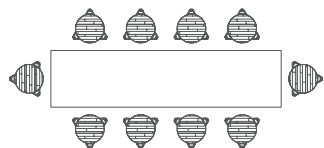


**MATCH Round Counter Stool (Teak)**

MI181

<b>W</b>	15.5"   39 cm
<b>D</b>	15.5"   39 cm
<b>H</b>	25"   63 cm

Unit		1 / Box	
Volume	6 ft3	0.16 m3	
Nett	13 lb	6 kg	
Gross	22 lb	10 kg	

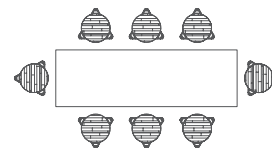


**SATO Communal Table**

SAT04

<b>L</b>	120"   305 cm
<b>W</b>	29.5"   75 cm
<b>H</b>	36"   92 cm

Unit		Crate	
Volume	56 ft3	1.59 m3	
Nett	187 lb	85 kg	
Gross	344 lb	156 kg	



**SATO Communal Table**

SAT05

<b>L</b>	94.5"   240 cm
<b>W</b>	29.5"   75 cm
<b>H</b>	36"   92 cm

Unit		2 Boxes	
Volume	26 ft3	0.73 m3	
Nett	169 lb	77 kg	
Gross	214 lb	97 kg	

\*\*Custom Dimensions Available\*\*

**FRAME (STOOL)**

Powder Coated Galvanized Steel (distressed)

**TABLE TOP**

HPL (High Pressure Laminate)

**SEATREST (STOOL)**

Laminated Teak | Rustic (T57)  
Faux-Leather

**TABLE LEGS**

Recycled Teak | Rustic (F56)



**STIZZY**  
MAMAGREEN Design Lab







Features: outdoor faux leather, hand-stitched detail, Italian HPL, Round stools, low tables and comfortable swivel accent chairs.





**STIZZY Swivel Dining Chair**

MI303

<b>W</b>	24.5"	62 cm
<b>D</b>	23"	59 cm
<b>H</b>	31"	79 cm
<b>SH</b>	19"	48 cm

Unit		1 / Box	
Volume	12 ft <sup>3</sup>	0.34	m <sup>3</sup>
Nett	29 lb	13	kg
Gross	40 lb	18	kg

**STIZZY Swivel Lounge Chair**

MI314

<b>W</b>	31"	78 cm
<b>D</b>	27.5"	70 cm
<b>H</b>	28"	72 cm
<b>SH</b>	17"	43 cm

Unit		1 / Box	
Volume	14.5 ft <sup>3</sup>	0.41	m <sup>3</sup>
Nett	31 lb	14	kg
Gross	49 lb	22	kg

**STIZZY Swivel Counter Chair**

MI302

<b>W</b>	24.5"	62 cm
<b>D</b>	23"	59 cm
<b>H</b>	38"	97 cm
<b>SH</b>	26"	66 cm


Unit		1 / Box	
Volume	15 ft <sup>3</sup>	0.42	m <sup>3</sup>
Nett	33 lb	15	kg
Gross	49 lb	22	kg

**STIZZY Swivel Bar Chair**


MI301

<b>W</b>	24.5"	62 cm
<b>D</b>	23"	59 cm
<b>H</b>	43"	109 cm
<b>SH</b>	31"	79 cm

Unit		1 / Box	
Volume	16.5 ft <sup>3</sup>	0.47	m <sup>3</sup>
Nett	37 lb	17	kg
Gross	55 lb	25	kg

**Stitching Details**

ST01 WHITE



ST02 BLACK



ST03 NATURAL

BASE

Powder Coated Galvanized Steel

UPHOLSTERY

Faux-Leather



**STIZZY Swivel Accent Chair**

MI210

<b>W</b>	27.5"	81 cm
<b>D</b>	32"	70 cm
<b>H</b>	28"	71 cm
<b>SH</b>	15.5"	40 cm

Unit	1 / Box	
Volume	16.5 ft <sup>3</sup>	0.47 m <sup>3</sup>
Nett	44 lb	20 kg
Gross	57 lb	26 kg

**STIZZY Ottoman**

MI212

<b>Ø</b>	28"	71 cm
<b>H</b>	13"	33 cm

Unit	1 / Box	
Volume	7 ft <sup>3</sup>	0.21 m <sup>3</sup>
Nett	11 lb	5 kg
Gross	20 lb	9 kg

**STIZZY Low Medium Table (HPL)**

MI218

<b>Ø</b>	28"	71 cm
<b>H</b>	12"	30 cm

Unit	1 / Box	
Volume	7 ft <sup>3</sup>	0.21 m <sup>3</sup>
Nett	20 lb	9 kg
Gross	28 lb	13 kg

**STIZZY Low Table Large (HPL)**

MI219

<b>Ø</b>	46"	117 cm
<b>H</b>	15"	38 cm

Unit	1 / Box	
Volume	23 ft <sup>3</sup>	0.65 m <sup>3</sup>
Nett	51 lb	23 kg
Gross	76 lb	36 kg

**STIZZY Lounge Stool**

MI315

<b>Ø</b>	24"	60 cm
<b>H</b>	17"	43 cm

Unit	1 / Box	
Volume	6 ft <sup>3</sup>	0.18 m <sup>3</sup>
Nett	11 lb	5 kg
Gross	24 lb	11 kg

**STIZZY Stool**

MI213

<b>Ø</b>	17.5"	45 cm
<b>H</b>	18"	46 cm

Unit	1 / Box	
Volume	4 ft <sup>3</sup>	0.12 m <sup>3</sup>
Nett	9 lb	4 kg
Gross	14 lb	6 kg

**STIZZY Side Table (HPL)**

MI216

<b>Ø</b>	17.5"	45 cm
<b>H</b>	17.5"	45 cm

Unit	1 / Box	
Volume	4 ft <sup>3</sup>	0.12 m <sup>3</sup>
Nett	11 lb	5 kg
Gross	16 lb	7 kg

**BASE**

Powder Coated Galvanized Steel

**UPHOLSTERY**

Faux-Leather

**TOP**

HPL (High Pressure Laminate)




**STIZZY Pedestal Dining Table (Full HPL)**

MI308

Ø 27" | 68 cm  
H 30" | 76 cm  
CH 28" | 72 cm

Unit	2 Boxes	
Volume	8 ft3	0.23 m3
Nett	62 lb	28 kg
Gross	79 lb	36 kg



**STIZZY Pedestal Dining Table (Full HPL)**

MI309

Ø 35" | 89 cm  
H 30" | 76 cm  
CH 28" | 72 cm

Unit	2 Boxes	
Volume	12 ft3	0.33 m3
Nett	73 lb	33 kg
Gross	97 lb	44 kg

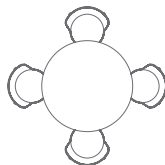


**Lazy Susan Ø 20" / 50 cm**

MI334

Ø 20" | 50 cm  
H 1" | 3 cm

Unit	1 / Box	
Volume	1 ft3	0.02 m3
Nett	13 lb	6 kg
Gross	18 lb	8 kg




**STIZZY Pedestal Dining Table (Full HPL)**

MI310

Ø 50" | 127 cm  
H 30" | 76 cm  
CH 28" | 72 cm

Unit	2 Boxes	
Volume	22 ft3	0.63 m3
Nett	141 lb	64 kg
Gross	174 lb	79 kg



**STIZZY Pedestal Dining Table (Full HPL)**

MI318

Ø 62" | 158 cm  
H 30" | 76 cm  
CH 28" | 72 cm

Unit	2 Boxes	
Volume	32 ft3	0.91 m3
Nett	227 lb	103 kg
Gross	265 lb	120 kg



Only available in the following HPL colors :  
Carrara White / Carrara Black / Volcanic Ash



**Lazy Susan Ø 30" / 76 cm**

MI319

Ø 30" | 76 cm  
H 1" | 3 cm

Unit	1 / Box	
Volume	2 ft3	0.05 m3
Nett	22 lb	10 kg
Gross	26 lb	12 kg

\* Table simulation using STIZZY Swivel Dining Chair  
\*\*Custom Dimensions Available\*\*

BASE  
Powder Coated Galvanized Steel

TOP TABLE  
HPL (High Pressure Laminate)





**STIZZY Pedestal Side Table (Full HPL)**  
MI317

<b>Ø</b>	18"	46 cm	Unit		2 Boxes	
<b>H</b>	20"	51 cm	Volume	4 ft3	0.11 m3	
			Nett	24 lb	11 kg	
			Gross	37 lb	17 kg	



**STIZZY Pedestal Bar Table (Full HPL)**  
MI304

<b>Ø</b>	27"	68 cm	Unit		2 Boxes	
<b>H</b>	41"	105 cm	Volume	12 ft3	0.33 m3	
			Nett	84 lb	38 kg	
			Gross	106 lb	48 kg	



**STIZZY Pedestal Low Table (Full HPL)**  
MI311

<b>Ø</b>	27"	68 cm	Unit		2 Boxes	
<b>H</b>	17.5"	45 cm	Volume	6 ft3	0.17 m3	
			Nett	57 lb	26 kg	
			Gross	73 lb	33 kg	



**STIZZY Pedestal Low Table (Full HPL)**  
MI312

<b>Ø</b>	35"	89 cm	Unit		2 Boxes	
<b>H</b>	17.5"	45 cm	Volume	8.5 ft3	0.24 m3	
			Nett	66 lb	30 kg	
			Gross	88 lb	40 kg	



**STIZZY Pedestal Low Table (Full HPL)**  
MI316

<b>Ø</b>	45"	114 cm	Unit		2 Boxes	
<b>H</b>	15"	38 cm	Volume	13 ft3	0.36 m3	
			Nett	99 lb	45 kg	
			Gross	123 lb	56 kg	



**STIZZY Pedestal Low Table (Full HPL)**  
MI313

<b>Ø</b>	50"	127 cm	Unit		2 Boxes	
<b>H</b>	17.5"	45 cm	Volume	16.5 ft3	0.47 m3	
			Nett	123 lb	56 kg	
			Gross	154 lb	70 kg	

\*\*Custom Dimensions Available\*\*

BASE

Powder Coated Galvanized Steel

TOP TABLE

HPL (High Pressure Laminate)



**STIZZY Pedestal Bar Table**

MI225

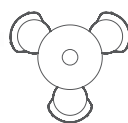
Ø	27"   68 cm	Unit	2 Boxes	
H	41"   105 cm	Volume	12 ft3	0.33 m3
		Nett	84 lb	38 kg
		Gross	106 lb	48 kg



**STIZZY Pedestal Dining Table**

MI224

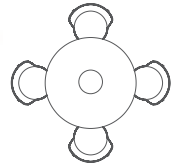
Ø	27"   68 cm	Unit	2 Boxes	
H	30"   76 cm	Volume	8 ft3	0.22 m3
CH	28"   72 cm	Nett	62 lb	28 kg
		Gross	79 lb	36 kg



**STIZZY Pedestal Dining Table**

MI227

Ø	35"   89 cm	Unit	2 Boxes	
H	30"   76 cm	Volume	12 ft3	0.33 m3
CH	28"   72 cm	Nett	73 lb	33 kg
		Gross	97 lb	44 kg



**STIZZY Pedestal Dining Table**

MI229

Ø	50"   127 cm	Unit	2 Boxes	
H	30"   76 cm	Volume	22 ft3	0.63 m3
CH	28"   72 cm	Nett	141 lb	64 kg
		Gross	174 lb	79 kg



\* Table simulation using STIZZY Swivel Dining Chair



**STIZZY Pedestal Casual Table**

MI223

Ø	27"   68 cm	Unit	2 Boxes	
H	26"   67 cm	Volume	8 ft3	0.22 m3
		Nett	60 lb	27 kg
		Gross	75 lb	34 kg



**STIZZY Pedestal Casual Table**

MI221

Ø	35"   89 cm	Unit	2 Boxes	
H	26"   67 cm	Volume	11 ft3	0.31 m3
		Nett	68 lb	31 kg
		Gross	90 lb	41 kg



**STIZZY Pedestal Casual Table**

MI220

Ø	50"   127 cm	Unit	2 Boxes	
H	26"   67 cm	Volume	21.5 ft3	0.61 m3
		Nett	132 lb	60 kg
		Gross	141 lb	64 kg



**STIZZY Pedestal Low Table**

MI222

Ø	27"   68 cm	Unit	2 Boxes	
H	17.5"   45 cm	Volume	6 ft3	0.17 m3
		Nett	57 lb	26 kg
		Gross	73 lb	33 kg



**STIZZY Pedestal Low Table**

MI226

Ø	35"   89 cm	Unit	2 Boxes	
H	17.5"   45 cm	Volume	8.5 ft3	0.24 m3
		Nett	66 lb	30 kg
		Gross	88 lb	40 kg



**STIZZY Pedestal Low Table**

MI228

Ø	50"   127 cm	Unit	2 Boxes	
H	17.5"   45 cm	Volume	16.5 ft3	0.47 m3
		Nett	123 lb	56 kg
		Gross	154 lb	70 kg

\*\*Custom Dimensions Available\*\*

**BASE**

Powder Coated Galvanized Steel

**TABLE TOP**


HPL (High Pressure Laminate)

**TABLE ACCENT**

Random Laminated Teak (F56)








**STRIPE**

Design by Vincent Cantaert & Barbara Widiningtias





**STRIFE Dining Chair**

MS2

<b>W</b>	22.5"	57 cm
<b>D</b>	26"	66 cm
<b>H</b>	32.5"	83 cm
<b>SH</b>	18.5"	47 cm
<b>AH</b>	25.5"	65 cm

Unit	1 / Box	
Volume	13 ft3	0.37 m3
Nett	13 lb	6 kg
Gross	22 lb	10 kg

**MS2W Weighted**

<b>W</b>	22.5"	57 cm
<b>D</b>	26"	66 cm
<b>H</b>	32.5"	83 cm
<b>SH</b>	18.5"	47 cm
<b>AH</b>	25.5"	65 cm

Unit	1 / Box	
Volume	13 ft3	0.37 m3
Nett	24 lb	11 kg
Gross	33 lb	15 kg



**STRIFE Carver Side Chair**

MZ564

<b>W</b>	21.5"	54 cm
<b>D</b>	25.5"	65 cm
<b>H</b>	32.5"	83 cm
<b>SH</b>	18.5"	46 cm

Unit	1 / Box	
Volume	12 ft3	0.35 m3
Nett	11 lb	5 kg
Gross	20 lb	9 kg

**MZ564W Weighted**

<b>W</b>	21.5"	54 cm
<b>D</b>	25.5"	65 cm
<b>H</b>	32.5"	83 cm
<b>SH</b>	18.5"	46 cm

Unit	1 / Box	
Volume	12 ft3	0.35 m3
Nett	24 lb	11 kg
Gross	33 lb	15 kg



**STRIFE Stackable Armchair**

MS101



<b>W</b>	25"	63 cm
<b>D</b>	25.5"	65 cm
<b>H</b>	32.5"	83 cm
<b>SH</b>	18.5"	47 cm
<b>AH</b>	25"	64 cm

Unit	1 / Box	
Volume	5 ft3	0.13 m3
Nett	11 lb	5 kg
Gross	15 lb	7 kg



**STRIFE Carver Armchair**

MZ505

<b>W</b>	21.5"	54 cm
<b>D</b>	25.5"	65 cm
<b>H</b>	32.5"	83 cm
<b>SH</b>	18.5"	46 cm
<b>AH</b>	25"	64 cm

Unit	1 / Box	
Volume	12 ft3	0.35 m3
Nett	11 lb	5 kg
Gross	20 lb	9 kg

**MZ505W Weighted**

<b>W</b>	21.5"	54 cm
<b>D</b>	25.5"	65 cm
<b>H</b>	32.5"	83 cm
<b>SH</b>	18.5"	46 cm
<b>AH</b>	25"	64 cm


Unit	1 / Box	
Volume	12 ft3	0.35 m3
Nett	26 lb	12 kg
Gross	35 lb	16 kg



**S23 - STRIFE GREEN BARCODE**



**S24 - STRIFE RED BARCODE**



**S21 - STRIFE ORANGE BARCODE**





**STRIPE Lounger**  
MS8

**L** 78.5" | 200 cm  
**W** 30.5" | 77 cm  
**H** 36.5" | 93 cm  
**SH** 14" | 36 cm

Unit	1 / Box	
Volume	23 ft3	0.66 m3
Nett	37 lb	17 kg
Gross	57 lb	26 kg

**MS8W Weighted**

**L** 78.5" | 200 cm  
**W** 30.5" | 77 cm  
**H** 36.5" | 93 cm  
**SH** 14" | 36 cm

Unit	1 / Box	
Volume	23 ft3	0.66 m3
Nett	73 lb	33 kg
Gross	84 lb	38 kg



**STRIPE Stackable Lounger**  
MS24



**L** 78.5" | 200 cm  
**W** 33" | 84 cm  
**H** 36" | 91 cm  
**SH** 13" | 33 cm

Unit	1 / Box	
Volume	15 ft3	0.42 m3
Nett	31 lb	14 kg
Gross	53 lb	24 kg





**STRIFE Casual Chair**  
MS109

<b>W</b>	23.5"   60 cm	Unit	1 / Box	
<b>D</b>	27.5"   70 cm	Volume	13 ft3	0.37 m3
<b>H</b>	29.5"   75 cm	Nett	13 lb	6 kg
<b>SH</b>	15"   38 cm	Gross	22 lb	10 kg
<b>AH</b>	21.5"   54 cm			

**MS109W** Weighted

<b>W</b>	23.5"   60 cm	Unit	1 / Box	
<b>D</b>	27.5"   70 cm	Volume	13 ft3	0.37 m3
<b>H</b>	29.5"   75 cm	Nett	26 lb	12 kg
<b>SH</b>	15"   38 cm	Gross	35 lb	16 kg
<b>AH</b>	21.5"   54 cm			



**STRIFE Casual Love Seat**  
MS33

<b>W</b>	46"   117 cm	Unit	1 / Box	
<b>D</b>	27.5"   70 cm	Volume	25 ft3	0.71 m3
<b>H</b>	29.5"   75 cm	Nett	22 lb	10 kg
<b>SH</b>	15"   38 cm	Gross	37 lb	17 kg
<b>AH</b>	21.5"   54 cm			



**STRIFE Casual Chair (Sling)**  
MS37

<b>W</b>	23.5"   60 cm	Unit	1 / Box	
<b>D</b>	27"   69 cm	Volume	13 ft3	0.37 m3
<b>H</b>	29.5"   75 cm	Nett	13 lb	6 kg
<b>SH</b>	15"   38 cm	Gross	22 lb	10 kg
<b>AH</b>	21.5"   54 cm			



**STRIFE Footrest**  
MS39

<b>W</b>	21.5"   54 cm	Unit	1 / Box	
<b>D</b>	21"   53 cm	Volume	5 ft3	0.14 m3
<b>H</b>	15"   38 cm	Nett	7 lb	3 kg
		Gross	9 lb	4 kg



**STRIFE Counter Chair**  
MS13

<b>W</b>	18.5"   47 cm	Unit	1 / Box	
<b>D</b>	23.5"   60 cm	Volume	12 ft3	0.34 m3
<b>H</b>	39"   100 cm	Nett	13 lb	6 kg
<b>SH</b>	25"   63 cm	Gross	24 lb	11 kg

**MS13W** Weighted

<b>W</b>	18.5"   47 cm	Unit	1 / Box	
<b>D</b>	23.5"   60 cm	Volume	12 ft3	0.34 m3
<b>H</b>	39"   100 cm	Nett	24 lb	11 kg
<b>SH</b>	25"   63 cm	Gross	35 lb	16 kg



**STRIFE Bar Chair**  
MS11

<b>W</b>	18.5"   47 cm	Unit	1 / Box	
<b>D</b>	23.5"   60 cm	Volume	13 ft3	0.37 m3
<b>H</b>	43"   110 cm	Nett	13 lb	6 kg
<b>SH</b>	30"   76 cm	Gross	26 lb	12 kg

**MS11W** Weighted

<b>W</b>	18.5"   47 cm	Unit	1 / Box	
<b>D</b>	23.5"   60 cm	Volume	13 ft3	0.37 m3
<b>H</b>	43"   110 cm	Nett	29 lb	13 kg
<b>SH</b>	30"   76 cm	Gross	42 lb	19 kg





**STRIPED Stool (Horizontal)**  
MS17

**W** 16" | 41 cm  
**D** 16" | 41 cm  
**H** 18" | 46 cm

Unit		1 / Box	
Volume	3.5 ft <sup>3</sup>	0.10	m <sup>3</sup>
Nett	11 lb	5	kg
Gross	15 lb	7	kg



**STRIPED Ottoman (Horizontal)**  
MS19

**W** 21.5" | 55 cm  
**D** 21.5" | 55 cm  
**H** 13" | 33 cm

Unit		1 / Box	
Volume	6 ft <sup>3</sup>	0.13	m <sup>3</sup>
Nett	15 lb	7	kg
Gross	20 lb	9	kg



**STRIPED Hocker**  
MS38

**W** 30.5" | 78 cm  
**D** 29" | 74 cm  
**H** 15" | 38 cm

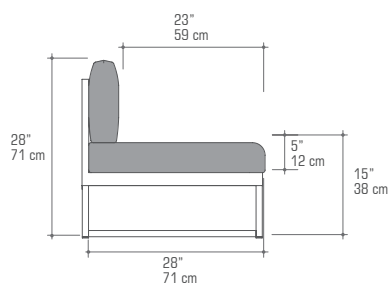
Unit		1 / Box	
Volume	9.5 ft <sup>3</sup>	0.27	m <sup>3</sup>
Nett	13 lb	6	kg
Gross	22 lb	10	kg



**STRIPED Sofa 1-Seater**  
MS3

**W** 30.5" | 78 cm  
**D** 28.5" | 73 cm  
**H** 28" | 71 cm  
**SH** 15" | 38 cm  
**AH** 25" | 64 cm

Unit		1 / Box	
Volume	15 ft <sup>3</sup>	0.43	m <sup>3</sup>
Nett	29 lb	13	kg
Gross	40 lb	18	kg



**STRIPED Sofa 2-Seater**  
MS4

**W** 65" | 165 cm  
**D** 28.5" | 73 cm  
**H** 28" | 71 cm  
**SH** 15" | 38 cm  
**AH** 25" | 64 cm

Unit		1 / Box	
Volume	31 ft <sup>3</sup>	0.88	m <sup>3</sup>
Nett	49 lb	22	kg
Gross	66 lb	30	kg



**STRIPED Sofa 3-Seater**  
MS20

**W** 95.5" | 243 cm  
**D** 28.5" | 73 cm  
**H** 28" | 71 cm  
**SH** 15" | 38 cm  
**AH** 25" | 64 cm

Unit		1 / Box	
Volume	45.5 ft <sup>3</sup>	1.29	m <sup>3</sup>
Nett	66 lb	30	kg
Gross	90 lb	41	kg

FRAME

Powder Coated Aluminum

UPHOLSTERY

Stripes Sling

STOOL / OTTOMAN SURFACE

Faux-Leather



**STRIFE Right Hand Sectional**  
MS10R

<b>W</b>	78.5"   200 cm	Unit	1 / Box	
<b>D</b>	28.5"   73 cm	Volume	42 ft3	1.18 m3
<b>H</b>	28"   71 cm	Nett	55 lb	25 kg
<b>SH</b>	15"   38 cm	Gross	86 lb	39 kg
<b>AH</b>	25"   64 cm			



**STRIFE Left Hand Sectional**  
MS10L

<b>W</b>	78.5"   200 cm	Unit	1 / Box	
<b>D</b>	28.5"   73 cm	Volume	42 ft3	1.18 m3
<b>H</b>	28"   71 cm	Nett	55 lb	25 kg
<b>SH</b>	15"   38 cm	Gross	86 lb	39 kg
<b>AH</b>	25"   64 cm			



**STRIFE Sectional Seat**  
MS9

<b>W</b>	39.5"   100 cm	Unit	1 / Box	
<b>D</b>	28.5"   73 cm	Volume	21 ft3	0.60 m3
<b>H</b>	28"   71 cm	Nett	31 lb	14 kg
<b>SH</b>	15"   38 cm	Gross	44 lb	20 kg



**STRIFE Sectional 2-Seater**  
MS40

<b>W</b>	78.5"   200 cm	Unit	1 / Box	
<b>D</b>	28.5"   73 cm	Volume	42 ft3	1.18 m3
<b>H</b>	28"   71 cm	Nett	46 lb	21 kg
<b>SH</b>	15"   38 cm	Gross	82 lb	37 kg



**STRIFE Long Sectional Seat**  
MS41

<b>W</b>	118"   300 cm	Unit	Crate	
<b>D</b>	28.5"   73 cm	Volume	88 ft3	2.50 m3
<b>H</b>	28"   71 cm	Nett	75 lb	34 kg
<b>SH</b>	15"   38 cm	Gross	280 lb	127 kg



**STRIFE Right Hand Chaise**  
MS5R

<b>W</b>	45.5"   115 cm	Unit	1 / Box	
<b>D</b>	75"   191 cm	Volume	56 ft3	1.58 m3
<b>H</b>	28"   71 cm	Nett	64 lb	29 kg
<b>SH</b>	15"   38 cm	Gross	90 lb	41 kg



**STRIFE Left Hand Chaise**  
MS5L

<b>W</b>	45.5"   115 cm	Unit	1 / Box	
<b>D</b>	75"   191 cm	Volume	56 ft3	1.58 m3
<b>H</b>	28"   71 cm	Nett	64 lb	29 kg
<b>SH</b>	15"   38 cm	Gross	90 lb	41 kg

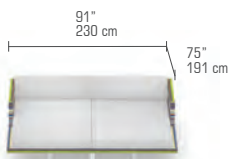
FRAME

Powder Coated Aluminum

UPHOLSTERY

Stripes Sling

SUGGESTED CONFIGURATIONS




STRCO-1 **STRIPE Configuration 1**

MS5R + MS5L




STRCO-5 **STRIPE Configuration 5**

MS5R + MS40 + MS5L



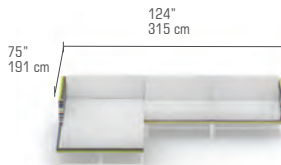
STRCO-2 **STRIPE Configuration 2**

MS10R + MS10L




STRCO-6 **STRIPE Configuration 6**

MS5R + MS41 + MS5L




STRCO-3 **STRIPE Configuration 3**

MS5R + MS10L




STRCO-7 **STRIPE Configuration 7**

MS5L + MS10R



STRCO-4 **STRIPE Configuration 4**

MS5R + MS9 + MS10L



MONCO-8 **STRIPE Configuration 8**

MS5L + MS9 + MS10R



**TITAN**

MAMAGREEN Design Lab










**TITAN Dining Table 118" / 300 cm**

TITO1TEAK (Teak)

**L** 118" | 300 cm  
**W** 39.5" | 100 cm  
**H** 30" | 76 cm  
**CH** 27" | 68 cm

Unit	1 Crate + 1 Box	
Volume	47 ft3	1.32 m3
Nett.	269 lb	122 kg
Gross	304 lb	138 kg




**TITAN Dining Table 94.5" / 240 cm**

TITO2TEAK (Teak)

**L** 94.5" | 240 cm  
**W** 39.5" | 100 cm  
**H** 30" | 76 cm  
**CH** 27" | 68 cm

Unit	1 Crate + 1 Box	
Volume	38 ft3	1.09 m3
Nett.	223 lb	101 kg
Gross	254 lb	115 kg



\* Table simulation using DAISY MAE Dining Chair  
 \*\*Custom Dimensions Available\*\*

BASE

Powder Coated Aluminum

TABLE TOP

\*Recycled Teak | Brushed (T31) - Handmade Life Edge Detail






**TITAN Dining Table 118" / 300 cm**

TITO1HPL (HPL)

<b>L</b>	118"	300 cm
<b>W</b>	39.5"	100 cm
<b>H</b>	30"	76 cm
<b>CH</b>	27"	69 cm

Unit	1 Crate + 1 Box	
Volume	47 ft3	1.32 m3
Nett.	284 lb	129 kg
Gross	408 lb	185 kg




**TITAN Dining Table 94.5" / 240 cm**

TITO2HPL (HPL)

<b>L</b>	94.5"	240 cm
<b>W</b>	39.5"	100 cm
<b>H</b>	30"	76 cm
<b>CH</b>	27"	69 cm

Unit	1 Crate + 1 Box	
Volume	38 ft3	1.09 m3
Nett.	229 lb	104 kg
Gross	333 lb	151 kg



\* Table simulation using DAISY MAE Dining Chair  
 \*\*Custom Dimensions Available\*\*

316





**TITAN Coffee Table**  
**55" x 27.5" / 140 x 70 cm\***

TIT03TEAK (TEAK)

**L** 55" | 140 cm  
**W** 27.5" | 70 cm  
**H** 15" | 38 cm

Unit	2 Boxes	
Volume	6 ft <sup>3</sup>	0.17 m <sup>3</sup>
Nett	84 lb	38 kg
Gross	101 lb	46 kg



**TITAN Side Table with Shelf**  
**16" x 16" / 40 x 40 cm\***

TIT04TEAK (TEAK)

**L** 16" | 40 cm  
**W** 16" | 40 cm  
**H** 20" | 51 cm

Unit	1 / Box	
Volume	4 ft <sup>3</sup>	0.11 m <sup>3</sup>
Nett	13 lb	6 kg
Gross	20 lb	9 kg



**TITAN Side Table**  
**16" x 16" / 40 x 40 cm\***

TIT05TEAK (TEAK)

**L** 16" | 40 cm  
**W** 16" | 40 cm  
**H** 17" | 44 cm

Unit	1 / Box	
Volume	3.5 ft <sup>3</sup>	0.10 m <sup>3</sup>
Nett	9 lb	4 kg
Gross	16 lb	7 kg



**TITAN Coffee Table**  
**55" x 27.5" / 140 x 70 cm\*\***

TIT03HPL (HPL)

**L** 55" | 140 cm  
**W** 27.5" | 70 cm  
**H** 15" | 38 cm

Unit	2 Boxes	
Volume	6 ft <sup>3</sup>	0.18 m <sup>3</sup>
Nett	86 lb	39 kg
Gross	106 lb	48 kg



**TITAN Side Table with Shelf**  
**16" x 16" / 40 x 40 cm\*\***

TIT04HPL (HPL)

**L** 16" | 40 cm  
**W** 16" | 40 cm  
**H** 20" | 51 cm

Unit	1 / Box	
Volume	4.5 ft <sup>3</sup>	0.13 m <sup>3</sup>
Nett	16 lb	7 kg
Gross	22 lb	10 kg



**TITAN Side Table**  
**16" x 16" / 40 x 40 cm\*\***

TIT05HPL (HPL)

**L** 16" | 40 cm  
**W** 16" | 40 cm  
**H** 17" | 44 cm

Unit	1 / Box	
Volume	4 ft <sup>3</sup>	0.11 m <sup>3</sup>
Nett	9 lb	4 kg
Gross	16 lb	7 kg


BASE

Powder Coated Aluminum

TABLE TOP

\*Recycled Teak | Brushed (T31) - Handmade Life Edge Detail

\*\* HPL (High Pressure Laminate)



**ZUDU**

Designed by Vincent Cantaert & Barbara Widiningtias









**ZUDU Coffee Table**  
MG1303

**L** 51" | 130 cm  
**W** 25.5" | 65 cm  
**H** 15.5" | 40 cm

Unit		1 / Box	
Volume	14 ft <sup>3</sup>	0.41 m <sup>3</sup>	
Nett	37 lb	17 kg	
Gross	44 lb	20 kg	



**ZUDU Lounge 2-Seater**  
MG13184

**W** 55" | 140 cm  
**D** 30.5" | 77 cm  
**H** 30.5" | 78 cm  
**SH** 17" | 43 cm  
**AH** 26" | 66 cm

Unit		1 / Box	
Volume	29 ft <sup>3</sup>	0.82 m <sup>3</sup>	
Nett	71 lb	32 kg	
Gross	84 lb	38 kg	



**ZUDU Lounge 3-Seater**  
MG14231

**W** 78.5" | 200 cm  
**D** 30.5" | 77 cm  
**H** 30.5" | 78 cm  
**SH** 17" | 43 cm  
**AH** 26" | 66 cm

Unit		1 / Box	
Volume	41 ft <sup>3</sup>	1.16 m <sup>3</sup>	
Nett	99 lb	45 kg	
Gross	121 lb	55 kg	



**ZUDU Lounge 1-Seater**  
MG13183

**W** 25" | 64 cm  
**D** 30.5" | 77 cm  
**H** 30.5" | 78 cm  
**SH** 17" | 43 cm  
**AH** 26" | 66 cm

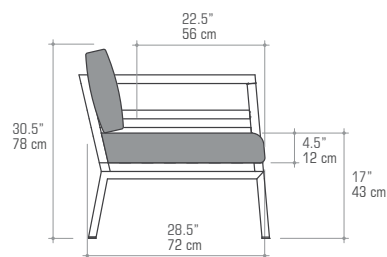
Unit		1 / Box	
Volume	14 ft <sup>3</sup>	0.39 m <sup>3</sup>	
Nett	35 lb	16 kg	
Gross	44 lb	20 kg	



**ZUDU Ottoman**  
MG13186

**W** 23" | 58 cm  
**D** 23.5" | 60 cm  
**H** 17" | 43 cm

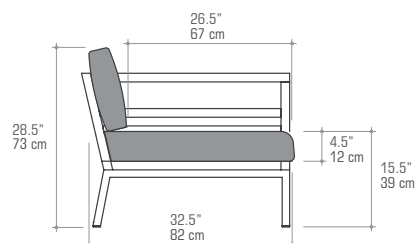
Unit		1 / Box	
Volume	7 ft <sup>3</sup>	0.19 m <sup>3</sup>	
Nett	18 lb	8 kg	
Gross	22 lb	10 kg	




**ZUDU Oversized Corner Sofa**  
MG13187

**W** 109.5" | 278 cm  
**D** 109.5" | 278 cm  
**H** 28.5" | 73 cm  
**SH** 15.5" | 39 cm  
**AH** 24.5" | 62 cm

Unit		3 Boxes	
Volume	101 ft <sup>3</sup>	2.85 m <sup>3</sup>	
Nett	174 lb	79 kg	
Gross	209 lb	95 kg	





**ZUPY**

Design by Vincent Cantaert & Barbara Widiningtias







**ZUPY Dining Chair (Monocolor)**

ZUP03.L **Leisuretex**  
 ZUP03.B **Batylite Lounge**  
 ZUP03.S **Faux-leather**

<b>W</b>	22"   56 cm	Unit	1 / Box	
<b>D</b>	25"   64 cm	Volume	12 ft3	0.33 m3
<b>H</b>	30.5"   78 cm	Nett	11 lb	5 kg
<b>SH</b>	18"   46 cm	Gross	18 lb	8 kg
<b>AH</b>	27"   68 cm			



**ZUPY Dining Chair (Twtotones)**

ZUP03.SL

<b>W</b>	22"   56 cm	Unit	1 / Box	
<b>D</b>	25"   64 cm	Volume	12 ft3	0.33 m3
<b>H</b>	30.5"   78 cm	Nett	11 lb	5 kg
<b>SH</b>	18"   46 cm	Gross	18 lb	8 kg
<b>AH</b>	27"   68 cm			



**ZUPY Bistro Table (HPL)**

ZUP10

<b>L</b>	24"   60 cm	Unit	2 Boxes	
<b>W</b>	24"   60 cm	Volume	6 ft3	0.18 m3
<b>H</b>	28.5"   73 cm	Nett	33 lb	15 kg
<b>CH</b>	28"   71 cm	Gross	38 lb	17 kg



**ZUPY Bistro Table (HPL)**

ZUP04

<b>L</b>	30"   76 cm	Unit	2 Boxes	
<b>W</b>	30"   76 cm	Volume	9 ft3	0.26 m3
<b>H</b>	28.5"   73 cm	Nett	40 lb	18 kg
<b>CH</b>	28"   71 cm	Gross	51 lb	23 kg

<b>FRAME</b>	<b>UPHOLSTERY</b>	<b>TABLE TOP</b>
Powder Coated Aluminum	Faux-leather (ZUP03.SL - inside / ZUP03.S) Smart Textiles - Leisuretex (ZUP03.SL - outside / ZUP03.L)	HPL (High Pressure Laminate)

326



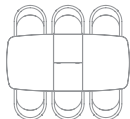
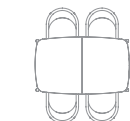


**ZUPY Extension Table (HPL)**

ZUP09

<b>L</b>	65" - 85"	165 - 216 cm
<b>W</b>	40"	100 cm
<b>H</b>	30"	75 cm
<b>CH</b>	25.5" - 26.5"	65 - 67 cm

Unit		1 / Box	
Volume	15 ft <sup>3</sup>	0.42 m <sup>3</sup>	
Nett	103 lb	47 kg	
Gross	122 lb	55 kg	

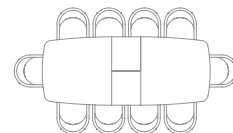
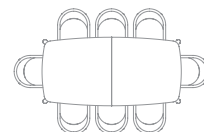


**ZUPY Extension Table Large (HPL)**


ZUP11

<b>L</b>	96" - 116"	244 - 295 cm
<b>W</b>	47"	120 cm
<b>H</b>	30"	76 cm
<b>CH</b>	25" - 26"	63 - 66 cm

Unit		1 / Box	
Volume	26 ft <sup>3</sup>	0.73 m <sup>3</sup>	
Nett	192 lb	87 kg	
Gross	238 lb	108 kg	



\* Table simulation using ZUPY Dining Chair

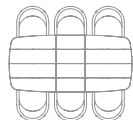
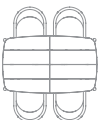


FRAME  
Powder Coated Aluminum

TABLE TOP  
HPL (High Pressure Laminate)





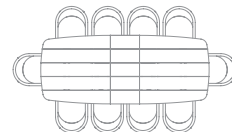
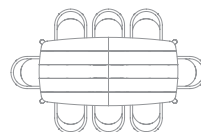


**ZUPY Extension Table (Teak)**

ZUP08

<b>L</b>	65" - 85"		165 - 216 cm
<b>W</b>	40"		100 cm
<b>H</b>	30"		76 cm
<b>CH</b>	25.5" - 26.5"		65 - 67 cm

Unit	1 / Box	
Volume	15 ft <sup>3</sup>	0.42 m <sup>3</sup>
Nett	88 lb	40 kg
Gross	107 lb	48 kg



**ZUPY Extension Table Large (Teak)**

ZUP13

<b>L</b>	96" - 116"		244 - 295 cm
<b>W</b>	47"		120 cm
<b>H</b>	30"		76 cm
<b>CH</b>	25" - 26"		63 - 66 cm

Unit	1 / Box	
Volume	24 ft <sup>3</sup>	0.67 m <sup>3</sup>
Nett	152 lb	69 kg
Gross	192 lb	87 kg

\* Table simulation using ZUPY Dining Chair

FRAME

Powder Coated Aluminum

TABLE TOP

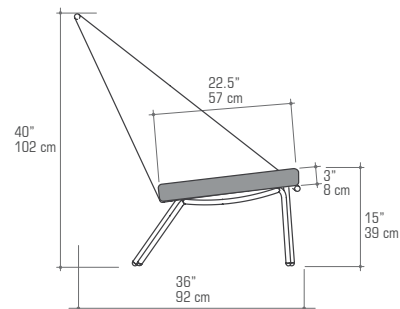
Recycled Teak | Smooth (T30)



**ZUPY Highback Chair**  
ZUP07

**W** 35" | 88 cm  
**D** 36" | 92 cm  
**H** 40" | 102 cm  
**SH** 15" | 39 cm

Unit	1 / Box	
Volume	33 ft <sup>3</sup>	0.94 m <sup>3</sup>
Nett	21 lb	10 kg
Gross	50 lb	23 kg



**Miscellaneous**



**AIKO Box**  
AIK55

<b>L</b>	44"		110 cm
<b>W</b>	28"		70 cm
<b>H</b>	23"		58 cm

Unit	1 / Box	
Volume	19 ft <sup>3</sup>	0.53 m <sup>3</sup>
Nett	91 lb	41 kg
Gross	114 lb	52 kg

Zinc Liner included

**AIKO Planter Rack**  
AIK62

<b>L</b>	47"		119 cm
<b>W</b>	17.5"		45 cm
<b>H</b>	63"		160 cm

Unit	1 / Box	
Volume	37 ft <sup>3</sup>	1.04 m <sup>3</sup>
Nett	42 lb	19 kg
Gross	75 lb	34 kg

FRAME  
Drift-look Teak

BOX LID  
HPL (High Pressure Laminate)

RACK FRAME  
Powder Coated Aluminum



**AIKO Planter Rectangular**  
AIK61

**L** 28.5" | 72 cm  
**W** 20.5" | 52 cm  
**H** 58" | 147 cm

Unit	1 / Box	
Volume	23 ft <sup>3</sup>	0.65 m <sup>3</sup>
Nett	42 lb	19 kg
Gross	62 lb	28 kg

Zinc Liner included

**AIKO Planter Square**  
AIK60

**L** 20.5" | 52 cm  
**W** 20.5" | 52 cm  
**H** 58" | 147 cm

Unit	1 / Box	
Volume	17 ft <sup>3</sup>	0.48 m <sup>3</sup>
Nett	33 lb	15 kg
Gross	49 lb	22 kg

Zinc Liner included

**AIKO Planter Divider**  
AIK59

**L** 54" | 137 cm  
**W** 16.5" | 42 cm  
**H** 66" | 167 cm

Unit	1 / Box	
Volume	39 ft <sup>3</sup>	1.11 m <sup>3</sup>
Nett	77 lb	35 kg
Gross	110 lb	50 kg

Zinc Liner included

**FRAME**

Drift-look Teak

**RACK FRAME**

Powder Coated Aluminum



**ARO Divider Model A (Sling)**

AR02

<b>W</b>	51.5"		131 cm
<b>D</b>	18"		45 cm
<b>H</b>	83"		210 cm

Unit	2 Boxes	
Volume	17 ft <sup>3</sup>	0.49 m <sup>3</sup>
Nett	86 lb	39 kg
Gross	121 lb	55 kg



**ARO Divider Model B (Sling)**

AR04

<b>W</b>	68.5"		174 cm
<b>D</b>	18"		45 cm
<b>H</b>	59"		150 cm

Unit	2 Boxes	
Volume	16.5 ft <sup>3</sup>	0.47 m <sup>3</sup>
Nett	86 lb	39 kg
Gross	119 lb	54 kg



**FRAME**

Powder Coated Aluminum

**BASE**

Powder Coated Galvanized Steel

**SLING**

Regular Sling  
Premium Sling



**ARO Divider Model A (Rope weaving)**

ARO1

**W** 51.5" | 131 cm  
**D** 18" | 45 cm  
**H** 83" | 210 cm

Unit	2 Boxes	
Volume	17 ft3	0.49 m3
Nett	88 lb	40 kg
Gross	123 lb	56 kg



**ARO Divider Model B (Rope weaving)**

ARO3

**W** 68.5" | 174 cm  
**D** 18" | 45 cm  
**H** 59" | 150 cm

Unit	2 Boxes	
Volume	16.5 ft3	0.47 m3
Nett	88 lb	40 kg
Gross	121 lb	55 kg



FRAME


Powder Coated Aluminum

BASE

Powder Coated Galvanized Steel

WEAVING

Rope



Mamagreen Throw Pillows offer excellent back or lumbar support. Made of Sunbrella or Olefin fabric, covers can be easily removed for handwashing. Pillow inserts are made of 100% Hilon Dacron and a water repellent taffeta polyester liner.






**BOX Pillow 24" x 16" / 60 x 40 cm**  
(with contrasting piping)  
SUPI01




**BOX Pillow 18" x 14" / 45 x 35 cm**  
(with contrasting piping)  
SUPI02



**BULLNOSE Back Pillow**  
**24" x 16" / 60 x 40 cm**  
SUPI03



**BULLNOSE Lumbar Pillow**  
**18" x 14" / 45 x 35 cm**  
SUPI04



**DECO**  
cover : Sunbrella / Olefin


**DECO**  
(with piping)  
cover : Sunbrella  
piping : Sunbrella / Stamskin

**BULLNOSE**  
cover : Sunbrella / Olefin

**BOX**  
(with piping)  
cover : Sunbrella  
piping : Sunbrella / Stamskin



**DECO Pillow 24" x 24" / 60 x 60 cm**  
(with contrasting piping)  
SUPI05



**DECO Pillow 20" x 20" / 50 x 50 cm**  
(with contrasting piping)  
SUPI07



**DECO Pillow 16" x 16" / 40 x 40 cm**  
(with contrasting piping)  
SUPI09



**DECO Pillow 24" x 24" / 60 x 60 cm**  
SUPI06



**DECO Pillow 20" x 20" / 50 x 50 cm**  
SUPI08




**DECO Pillow 16" x 16" / 40 x 40 cm**  
SUPI10

**338** **Handmade Textured Pillows** are available in four different designs and multiple color options. These decorative throw pillows can remain outside during light rain and are easily stored overnight when not in use.


Carefully designed MAMAGREEN pillows are easy to mix and match with any collection and offer countless design possibilities.

Pillow inserts are made of 100% Hilon Dacron and a water repellent taffeta polyester liner.





**Flower Pillow**  
MGB229



**Flower Pillow**  
MGB228



**Bee Pillow**  
MGB412



**Bee Pillow**  
MGB411



**Bee Pillow**  
MGB413



**Fringe Pillow**  
MGB224




**Fringe Pillow**  
MGB222



**Fringe Pillow**  
MGB223



**Weave Pillow**  
MGB227



**Weave Pillow**  
MGB226



**Weave Pillow**  
MGB225



**Weave Pillow**  
MGB410

Masterpieces designed by nature.

340





These unique tables are made of robust teak roots, carefully selected and finished by Mamagreen, complemented with a tempered glass table top.

**Very limited availability**

Contact us for inventory and price information.







SOL Y SOMBRA Canopy is one of our signature design pieces attributed to reimagining the outdoor experience with maximum comfort and luxurious casual lifestyle.

Inspired by contemporary design style and carefully crafted from high-quality aluminum, Sol Y Sombra is ideal for any outdoor space to withstand any weather.

Discover the prominent features of the Sol Y Sombra Canopy and its customizable design.

In case of heavy wind or storm and snow, open or remove curtains and drapery to avoid damage.

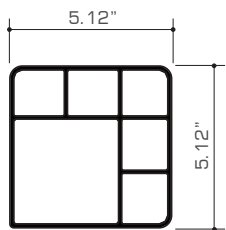
Warranty : up to 5 Years

Wind Rating : up to 85 Mph



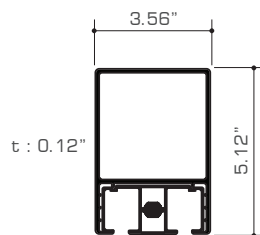
**COLUMN**

Aluminum 6063 T6  
(with reinforcement)



**BEAM**

Aluminum 6063 T6  
(with reinforcement)



with integrated system for sliding wall and curtain

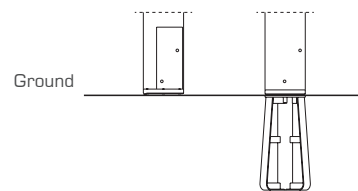
**GROUND MOUNTING**



Decking/Concrete

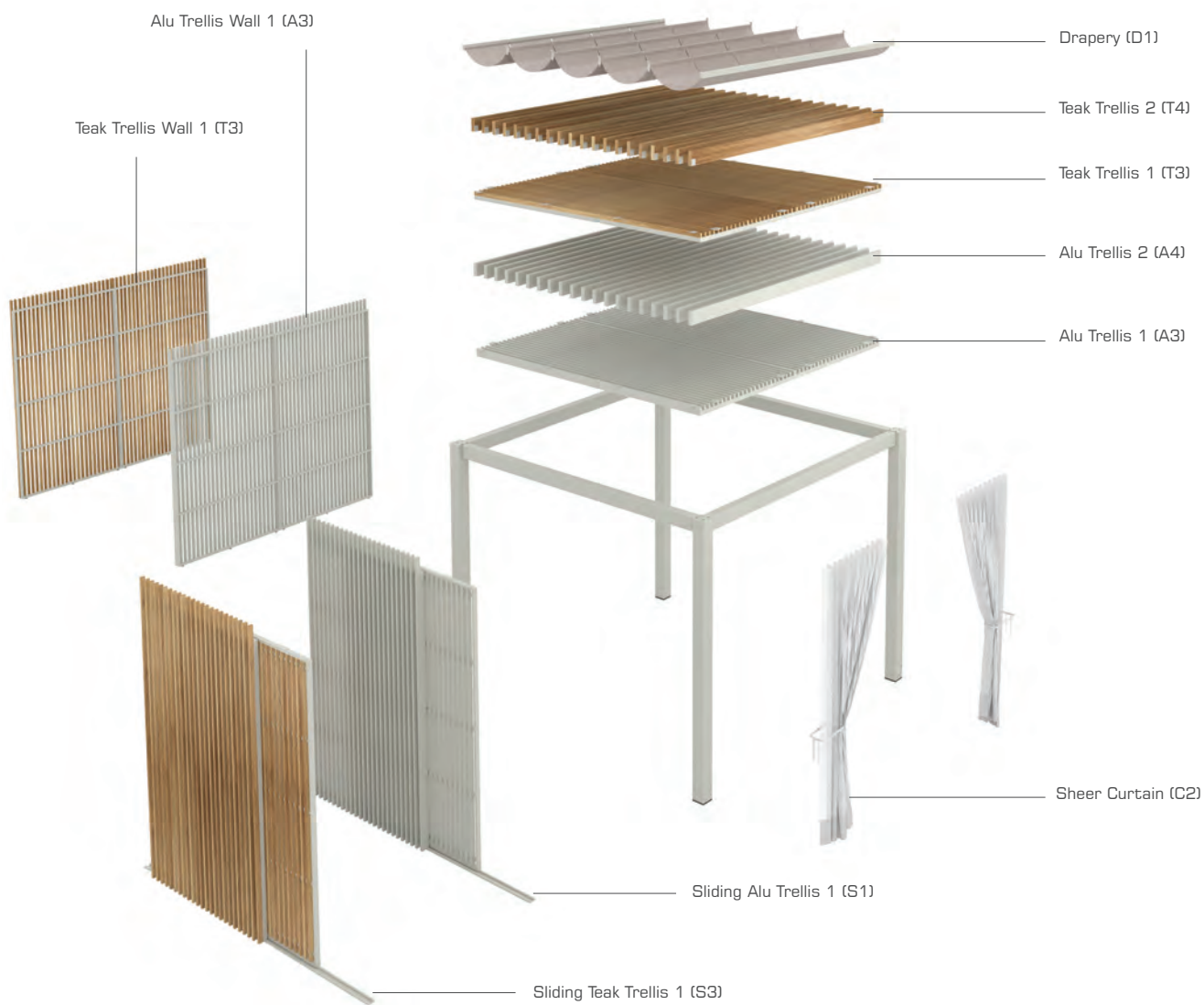


Bellow Surface



Bellow Surface






# ROOF OPTIONS


**(D1) Drapery**




**(A3) Alu Trellis 1**  
0.8" x 1.6"  
1.6" Gap



**(A4) Alu Trellis 2**  
1.6" x 5"  
4" Gap



**(T3) Teak Trellis 1**  
0.8" x 1.6"  
1.6" Gap



**(T4) Teak Trellis 2**  
1.6" x 5"  
4" Gap





# WALL OPTIONS



**(C2) Sheer Curtain**





**(A3) Fixed Alu Trellis 1**  
0.8" x 1.6"  
1.6" Gap



**(T3) Fixed Teak Trellis 1**  
0.8" x 1.6"  
1.6" Gap



**(S1) Alu Sliding Wall 1**  
0.8" x 1.6"  
1.6" Gap



**(S3) Teak Sliding Wall 1**  
0.8" x 1.6"  
1.6" Gap



## SUGGESTED CONFIGURATIONS



**Option 1**  
Open Wall



**Option 2**  
Roof + Back



**Option 3**  
Roof + Back + 2 Side Walls



**Option 4**  
Roof + Back + 2 Side Curtains



**Option 5**  
Roof + Back + 3 Curtains



**Option 6**  
Roof + Back + 2 Sliding Walls



Options are subject to change for better performance.  
Some options are more suitable for certain terrain.  
Consult with our sales rep for more details and/or customization.

## COLOR OPTIONS

### PREMIUM POWDER COATING COLORS ULTRA DURABLE



F50 - COTTON



F69 - CHAMPAGNE



F49 - IRON BLACK



F77 - JET BLACK **NEW**




F71 - RUST **NEW**

### DRAPERY


#### PERFORMANCE TEXTILES | Grade A



C40 - WHITE



C50 - TAUPE




C54 - COAL




C48 - BLACK

### SHEER CURTAIN

#### OLEFIN POLYESTER



D79 - NATURAL



D80 - BEIGE



**SOL Y SOMBRRA CANOPY**

8 ft x 8 ft (2.5 x 2.5 m)

L 8 ft | 2.5 m  
 W 8 ft | 2.5 m  
 H 8 ft | 2.5 m

		OPTIONS			
		Alu Trellis 1	Alu Trellis 1 (Wall) Alu Trellis 2 (Roof)	Teak Trellis 1	Teak Trellis 1 (Wall) Teak Trellis 2 (Roof)
CONFIGURATIONS	Roof - Open ( No Wall )	P1A300**	P1A400**	P1T300**	P1T400**
	Roof - Back Wall	P1A321**	P1A421**	P1T323**	P1T423**
	Roof - Back + 2 Side Walls	P1A331**	P1A431**	P1T333**	P1T433**
	Roof - Back + 2 Side Curtains	P1A341**	P1A441**	P1T343**	P1T443**
	Roof - Back + 3 Curtains	P1A351**	P1A451**	P1T353**	P1T453**
	Roof - Back + 2 Sliding Walls	P1A361**	P1A461**	P1T363**	P1T463**
	Roof - Back + 2 Sliding Walls + Front Curtain	P1A371**	P1A471**	P1T373**	P1T473**
	Drapery Roof - Open ( No Wall )	P1D100**	-	P1D100**	-
	Drapery Roof - Back Wall	P1D121**	-	P1D123**	-
	Drapery Roof - Back + 2 Side Walls	P1D131**	-	P1D133**	-
	Drapery Roof - Back + 2 Side Curtains	P1D141**	-	P1D143**	-
	Drapery Roof - Back + 3 Curtains	P1D151**	-	P1D153**	-
	Drapery Roof - Back + 2 Sliding Walls	P1D161**	-	P1D163**	-
	Drapery Roof - Back + 2 Sliding Walls + Front Curtain	P1D171**	-	P1D173**	-



**SOL Y SOMBRRA CANOPY**

10 ft x 10 ft (3.1 x 3.1 m)

L 10 ft | 3.1 m  
 W 10 ft | 3.1 m  
 H 8 ft | 2.5 m

		OPTIONS			
		Alu Trellis 1	Alu Trellis 1 (Wall) Alu Trellis 2 (Roof)	Teak Trellis 1	Teak Trellis 1 (Wall) Teak Trellis 2 (Roof)
CONFIGURATIONS	Roof - Open ( No Wall )	P2A300**	P2A400**	P2T300**	P2T400**
	Roof - Back Wall	P2A321**	P2A421**	P2T323**	P2T423**
	Roof - Back + 2 Side Walls	P2A331**	P2A431**	P2T333**	P2T433**
	Roof - Back + 2 Side Curtains	P2A341**	P2A441**	P2T343**	P2T443**
	Roof - Back + 3 Curtains	P2A351**	P2A451**	P2T353**	P2T453**
	Roof - Back + 2 Sliding Walls	P2A361**	P2A461**	P2T363**	P2T463**
	Roof - Back + 2 Sliding Walls + Front Curtain	P2A371**	P2A471**	P2T373**	P2T473**
	Drapery Roof - Open ( No Wall )	P2D100**	-	P2D100**	-
	Drapery Roof - Back Wall	P2D121**	-	P2D123**	-
	Drapery Roof - Back + 2 Side Walls	P2D131**	-	P2D133**	-
	Drapery Roof - Back + 2 Side Curtains	P2D141**	-	P2D143**	-
	Drapery Roof - Back + 3 Curtains	P2D151**	-	P2D153**	-
	Drapery Roof - Back + 2 Sliding Walls	P2D161**	-	P2D163**	-
	Drapery Roof - Back + 2 Sliding Walls + Front Curtain	P2D171**	-	P2D173**	-

\*\* : Suitable for Rooftop



**SOL Y SOMBRERA CANOPY**

**10 ft x 12 ft (3.1 x 3.6 m)**

**L** 10 ft | 3.1 m  
**W** 12 ft | 3.6 m  
**H** 8 ft | 2.5 m

		OPTIONS			
		Alu Trellis 1	Alu Trellis 1 (Wall) Alu Trellis 2 (Roof)	Teak Trellis 1	Teak Trellis 1 (Wall) Teak Trellis 2 (Roof)
<b>CONFIGURATIONS</b>	Roof - Open ( No Wall )	P4A300**	P4A400**	P4T300**	P4T400**
	Roof - Back Wall	P4A321**	P4A421**	P4T323**	P4T423**
	Roof - Back + 2 Side Walls	P4A331**	P4A431**	P4T333**	P4T433**
	Roof - Back + 2 Side Curtains	P4A341**	P4A441**	P4T343**	P4T443**
	Roof - Back + 3 Curtains	P4A351**	P4A451**	P4T353**	P4T453**
	Roof - Back + 2 Sliding Walls	P4A361**	P4A461**	P4T363**	P4T463**
	Roof - Back + 2 Sliding Walls + Front Curtain	P4A371**	P4A471**	P4T373**	P4T473**
	Drapery Roof - Open ( No Wall )	P4D100**	-	P4D100**	-
	Drapery Roof - Back Wall	P4D121**	-	P4D123**	-
	Drapery Roof - Back + 2 Side Walls	P4D131**	-	P4D133**	-
	Drapery Roof - Back + 2 Side Curtains	P4D141**	-	P4D143**	-
	Drapery Roof - Back + 3 Curtains	P4D151**	-	P4D153**	-
	Drapery Roof - Back + 2 Sliding Walls	P4D161**	-	P4D163**	-
	Drapery Roof - Back + 2 Sliding Walls + Front Curtain	P4D171**	-	P4D173**	-



**SOL Y SOMBRERA CANOPY**

**12 ft x 12 ft (3.6 x 3.6 m)**

**L** 12 ft | 3.6 m  
**W** 12 ft | 3.6 m  
**H** 8 ft | 2.5 m

		OPTIONS			
		Alu Trellis 1	Alu Trellis 1 (Wall) Alu Trellis 2 (Roof)	Teak Trellis 1	Teak Trellis 1 (Wall) Teak Trellis 2 (Roof)
<b>CONFIGURATIONS</b>	Roof - Open ( No Wall )	P3A300**	P3A400**	P3T300**	P3T400**
	Roof - Back Wall	P3A321**	P3A421**	P3T323**	P3T423**
	Roof - Back + 2 Side Walls	P3A331**	P3A431**	P3T333**	P3T433**
	Roof - Back + 2 Side Curtains	P3A341**	P3A441**	P3T343**	P3T443**
	Roof - Back + 3 Curtains	P3A351**	P3A451**	P3T353**	P3T453**
	Roof - Back + 2 Sliding Walls	P3A361**	P3A461**	P3T363**	P3T463**
	Roof - Back + 2 Sliding Walls + Front Curtain	P3A371**	P3A471**	P3T373**	P3T473**
	Drapery Roof - Open ( No Wall )	P3D100**	-	P3D100**	-
	Drapery Roof - Back Wall	P3D121**	-	P3D123**	-
	Drapery Roof - Back + 2 Side Walls	P3D131**	-	P3D133**	-
	Drapery Roof - Back + 2 Side Curtains	P3D141**	-	P3D143**	-
	Drapery Roof - Back + 3 Curtains	P3D151**	-	P3D153**	-
	Drapery Roof - Back + 2 Sliding Walls	P3D161**	-	P3D163**	-
	Drapery Roof - Back + 2 Sliding Walls + Front Curtain	P3D171**	-	P3D173**	-

\*\* : Suitable for Rooftop

# SOMBRERO CANOPY

352



The SOMBRERO canopy is versatile and highly customizable. Various roof and wall options create privacy and shade. Made with a sturdy aluminum frame, these canopies are suitable for hospitality and residential. In case of heavy wind or storm and snow, open or remove curtains to avoid damage.

Warranty : up to 3 Years

Wind Rating : up to 60 Mph

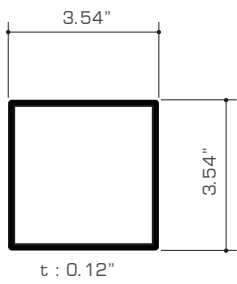






**COLUMN & BEAM**


Aluminum 6063 T5



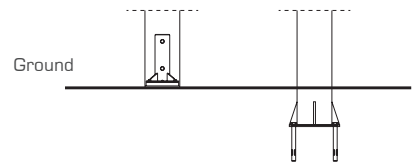
**GROUND MOUNTING**



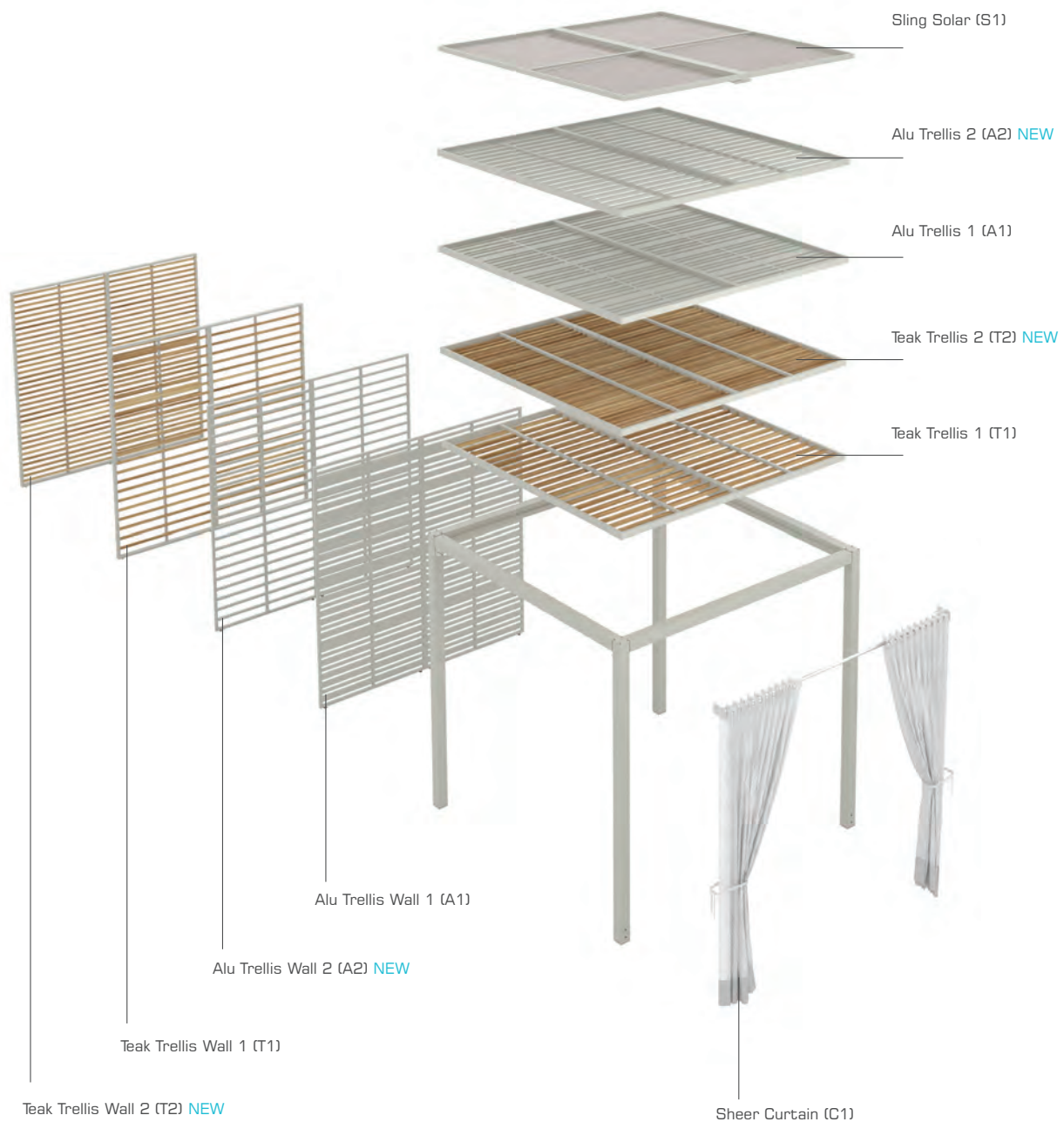
(Decking/Concrete)



(In Ground)



(In Ground)



## ROOF OPTIONS

356

### (S1) Sling Solar



### (A1) Alu Trellis 1

1" x 1", 1" x 2"  
1" x 4"  
1.2" Gap



### (A2) Alu Trellis 2 **NEW**

1" x 1"  
3.2" Gap



### (T1) Teak Trellis 1

1" x 1.2"  
3.2" Gap



### (T2) Teak Trellis 2 **NEW**

1" x 1.2"  
1.6" Gap



## WALL OPTIONS

### (C1) Sheer Curtain



### (A1) Alu Trellis 1

1" x 1", 1" x 2"  
1" x 4"  
1.2" Gap



### (A2) Alu Trellis 2 **NEW**

1" x 1"  
3.2" Gap



### (T1) Teak Trellis 1

1" x 1"  
3.2" Gap



### (T2) Teak Trellis 2 **NEW**

1" x 1"  
1.6" Gap



# SUGGESTED CONFIGURATIONS



**Option 1**  
Open Wall



**Option 2**  
Roof + Back



**Option 3**  
Roof + Back + 2 Side Walls



**Option 4**  
Roof + Back + 2 Side Curtains



**Option 5**  
Roof + Back + 3 Curtains



**Option 6**  
Roof + 4 Curtains



Options are subject to change for better performance.  
Some options are more suitable for certain terrain.  
Consult with our sales rep for more details and/or customization.

## COLOR OPTIONS

### PREMIUM POWDER COATING COLORS

#### ULTRA DURABLE




F50 - COTTON



F69 - CHAMPAGNE



F49 - IRON BLACK



F77 - JET BLACK **NEW**



F71 - RUST **NEW**

### STANDARD POWDER COATING COLORS

#### GLOSS



F35 - URBAN WHITE




F78 - TAN **NEW**

### SLING


#### REGULAR SLING | Grade K




S01 - BATYLINE WHITE




S02 - BATYLINE GREY



S03 - BATYLINE LIGHT TAUPE



S04 - BATYLINE DARK TAUPE




S05 - BATYLINE BLACK

### SHEER CURTAIN

#### OLEFIN POLYESTER



D79 - NATURAL



D80 - BEIGE

**SOMBREIRO CANOPY ALUMINUM****8 ft x 8 ft (2.5 x 2.5 m)****L** 8 ft | 2.5 m**W** 8 ft | 2.5 m**H** 8 ft | 2.5 m

		OPTIONS			
		Alu Trellis 1	Alu Trellis 2	Teak Trellis 1	Teak Trellis 2
CONFIGURATIONS	Roof - Open ( No Wall )	B1A100*	B1A200*	B1T100*	B1T200*
	Roof - Back Wall	B1A121*	B1A222*	B1T123*	B1T224*
	Roof - Back + 2 Side Walls	B1A131**	B1A232**	B1T133**	B1T234**
	Roof - Back + 2 Side Curtains	B1A141*	B1A242*	B1T143*	B1T244*
	Roof - Back + 3 Curtains	B1A151*	B1A252*	B1T153*	B1T254*
	Roof - 4 Curtains	B1A165*	B1A265*	B1T165*	B1T265*
	Sling Solar Roof - Back Wall	B1S121*	B1S122*	B1S123*	B1S124*
	Sling Solar Roof - Back + 2 Side Walls	B1S131**	B1S132**	B1S133**	B1S134**
	Sling Solar Roof - Back + 2 Side Curtains	B1S141*	B1S142*	B1S143*	B1S144*
	Sling Solar Roof - Back + 3 Curtains	B1S151*	B1S152*	B1S153*	B1S154*
	Sling Solar Roof - 4 Curtains			B1S165*	
	Sling Solar Roof - Open ( No Wall )			B1S100*	

**SOMBREIRO CANOPY ALUMINUM****10 ft x 10 ft (3.1 x 3.1 m)****L** 10 ft | 3.1 m**W** 10 ft | 3.1 m**H** 8 ft | 2.5 m

		OPTIONS			
		Alu Trellis 1	Alu Trellis 2	Teak Trellis 1	Teak Trellis 2
CONFIGURATIONS	Roof - Open ( No Wall )	B2A100*	B2A200*	B2T100*	B2T200*
	Roof - Back Wall	B2A121*	B2A222*	B2T123*	B2T224*
	Roof - Back + 2 Side Walls	B2A131**	B2A232**	B2T133**	B2T234**
	Roof - Back + 2 Side Curtains	B2A141*	B2A242*	B2T143*	B2T244*
	Roof - Back + 3 Curtains	B2A151*	B2A252*	B2T153*	B2T254*
	Roof - 4 Curtains	B2A165*	B2A265*	B2T165*	B2T265*
	Sling Solar Roof - Back Wall	B2S121*	B2S122*	B2S123*	B2S124*
	Sling Solar Roof - Back + 2 Side Walls	B2S131**	B2S132**	B2S133**	B2S134**
	Sling Solar Roof - Back + 2 Side Curtains	B2S141*	B2S142*	B2S143*	B2S144*
	Sling Solar Roof - Back + 3 Curtains	B2S151*	B2S152*	B2S153*	B2S154*
	Sling Solar Roof - 4 Curtains			B2S165*	
	Sling Solar Roof - Open ( No Wall )			B2S100*	

\*\* : Suitable for Rooftop

\* : Not advise for Rooftop



**SOMBRERO CANOPY ALUMINUM**

8 ft x 16 ft (2.5 x 4.9 m)

L 8 ft | 2.5 m

W 16 ft | 4.9 m

H 8 ft | 2.5 m

		OPTIONS			
		Alu Trellis 1	Alu Trellis 2	Teak Trellis 1	Teak Trellis 2
CONFIGURATIONS	Roof - Open ( No Wall )	B5A100*	B5A200*	B5T100*	B5T200*
	Roof - Back Wall	B5A121*	B5A222*	B5T123*	B5T224*
	Roof - Back + 2 Side Walls	B5A131**	B5A232**	B5T133**	B5T234**
	Roof - Back + 2 Side Curtains	B5A141*	B5A242*	B5T143*	B5T244*
	Roof - Back + 3 Curtains	B5A151*	B5A252*	B5T153*	B5T254*
	Roof - 4 Curtains	B5A165*	B5A265*	B5T165*	B5T265*
	Sling Solar Roof - Back Wall	B5S121*	B5S122*	B5S123*	B5S124*
	Sling Solar Roof - Back + 2 Side Walls	B5S131**	B5S132**	B5S133**	B5S134**
	Sling Solar Roof - Back + 2 Side Curtains	B5S141*	B5S142*	B5S143*	B5S144*
	Sling Solar Roof - Back + 3 Curtains	B5S151*	B5S152*	B5S153*	B5S154*
	Sling Solar Roof - 4 Curtains	B5S165*			
	Sling Solar Roof - Open ( No Wall )	B5S100*			

**SOMBRERO CANOPY ALUMINUM**

8 ft x 24 ft (2.5 x 7.3 m)

L 8 ft | 2.5 m

W 24ft | 7.3 m

H 8 ft | 2.5 m

		OPTIONS			
		Alu Trellis 1	Alu Trellis 2	Teak Trellis 1	Teak Trellis 2
CONFIGURATIONS	Roof - Open ( No Wall )	B6A100*	B6A200*	B6T100*	B6T200*
	Roof - Back Wall	B6A121*	B6A222*	B6T123*	B6T224*
	Roof - Back + 2 Side Walls	B6A131**	B6A232**	B6T133**	B6T234**
	Roof - Back + 2 Side Curtains	B6A141*	B6A242*	B6T143*	B6T244*
	Roof - Back + 3 Curtains	B6A151*	B6A252*	B6T153*	B6T254*
	Roof - 4 Curtains	B6A165*	B6A265*	B6T165*	B6T265*
	Sling Solar Roof - Back Wall	B6S121*	B6S122*	B6S123*	B6S124*
	Sling Solar Roof - Back + 2 Side Walls	B6S131**	B6S132**	B6S133**	B6S134**
	Sling Solar Roof - Back + 2 Side Curtains	B6S141*	B6S142*	B6S143*	B6S144*
	Sling Solar Roof - Back + 3 Curtains	B6S151*	B6S152*	B6S153*	B6S154*
	Sling Solar Roof - 4 Curtains	B6S165*			
	Sling Solar Roof - Open ( No Wall )	B6S100*			

## SOMBRERO CANOPY MULTI-POSITION SLING (STAINLESS STEEL)

**362** This version of the SOMBRERO canopy creates a contemporary aesthetic. The multi position sling roof / wall offers privacy and shade. Suitable for luxurious hospitality and residential projects. Not suitable in areas with extreme winds, rooftops or beachfront properties.

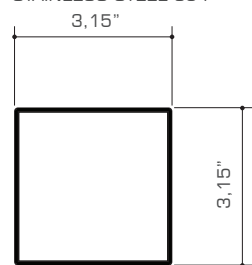
Warranty : up to 3 Years

Wind Rating : up to 60 Mph




**COLUMN & BEAM**

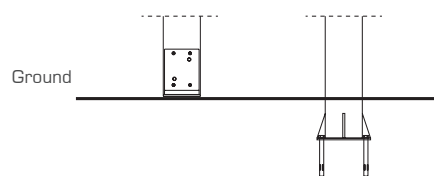
STAINLESS STEEL 304

**GROUND MOUNTING**

(Decking/Concrete)

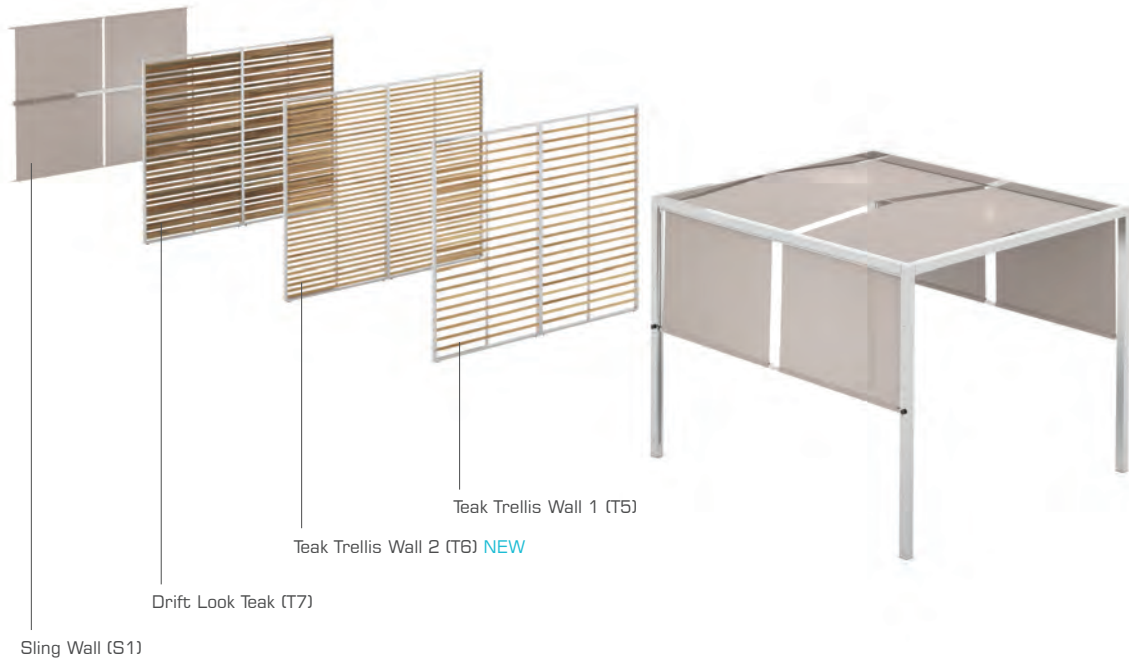


(In Ground)



Ground

(In Ground)



## WALL OPTIONS

### (T7) Drift Look Teak

1.5" x 0.7", 3.2" x 0.7"  
4.7" x 0.7"  
1.2" Gap



### (T5) Teak Trellis 1

1" x 1"  
3.2" Gap



### (T6) Teak Trellis 2 **NEW**

1" x 1"  
1.6" Gap



### (S1) Sling Wall



**SOMBRERO CANOPY MULTI-POSITION SLING****8 ft x 8 ft (2.5 x 2.5 m)****L** 8 ft | 2.5 m**W** 8 ft | 2.5 m**H** 8 ft | 2.5 m

Walls	Multi-Position Slung + Open ( No Wall )	S1S200*
	Multi-Position Slung + Back Slung	S1S227*
	Multi-Position Slung + Back Drift Look Teak	S1S226*
	Multi-Position Slung + Back Teak Trellis 1	S1S223*
	Multi-Position Slung + Back Teak Trellis 2	S1S224*

**SOMBRERO CANOPY MULTI-POSITION SLING****10 ft x 10 ft (3.1 x 3.1 m)****L** 10 ft | 3.1 m**W** 10 ft | 3.1 m**H** 8 ft | 2.5 m

Walls	Multi-Position Slung + Open ( No Wall )	S2S200*
	Multi-Position Slung + Back Slung	S2S227*
	Multi-Position Slung + Back Drift Look Teak	S2S226*
	Multi-Position Slung + Back Teak Trellis 1	S2S223*
	Multi-Position Slung + Back Teak Trellis 2	S2S224*

**SOMBRERO CANOPY MULTI-POSITION SLING****8 ft x 16 ft (2.5 x 4.9 m)****L** 8 ft | 2.5 m**W** 16 ft | 4.9 m**H** 8 ft | 2.5 m

Walls	Multi-Position Slung + Open ( No Wall )	S5S200*
	Multi-Position Slung + 2 Side Walls Slung	S5S237*
	Multi-Position Slung + 2 Side Walls Drift Look Teak	S5S236*
	Multi-Position Slung + 2 Side Walls Teak Trellis 1	S5S233*
	Multi-Position Slung + 2 Side Walls Teak Trellis 2	S5S234*

**SOMBRERO CANOPY MULTI-POSITION SLING****8 ft x 24 ft (2.5 x 7.3 m)****L** 8 ft | 2.5 m**W** 24 ft | 7.3 m**H** 8 ft | 2.5 m

Walls	Multi-Position Slung + Open ( No Wall )	S6S200*
	Multi-Position Slung + 2 Side Walls Slung	S6S237*
	Multi-Position Slung + 2 Side Walls Drift Look Teak	S6S236*
	Multi-Position Slung + 2 Side Walls Teak Trellis 1	S6S233*
	Multi-Position Slung + 2 Side Walls Teak Trellis 2	S6S234*

\* : Not advised for Rooftop



## PERSONAL SHADE

368



**SOMBRERO Personal Shade**  
MG15924

**W** 71" | 180 cm  
**D** 39.5" | 100 cm  
**H** 81.5" | 207 cm

**NOTE** : Heavy item, suitable for windy areas  
Additional floor-mounting available by request  
Base made of powdercoated galvanized steel



# Materials



C120  
Horizon Latte

U27  
Pinstripe Sand

T38  
Alpes White

C45  
Olefin White

T61  
Carrara White

C121  
Rice

F50  
Cotton

S17  
Batyline Abstract Gem Cream

U18  
Lounge White

S01  
Batyline White

W32  
Pearl



C71  
Olefin Creme

C124  
Latte Velour

F07  
Taupe

U40  
Stamskin Bison

W32 Pearl

W36 Barley

C128  
Voyage Dune

C123  
Tortilla

C95  
Coco

T52  
Laterite

C115  
Sailcloth Sahara



F07  
Taupe

T61  
Carrara White

C60  
Sailcloth Seagull Grey

T31  
Recycled Teak - Brushed

U35  
Stamskin Grey Taupe

S01  
Batyline White

U42  
Sailing  
Seagull Grey

C113  
Elos Oatmeal  
| Non WP

C129  
Midori Stone

S13  
Batyline Hemo

C41  
Olefin Taupe

C69  
Sailcloth Shadow


U28  
Pinstripe Mocca



T52  
Laterite


F69  
Champagne

F78  
Tan



C50  
Taupe

F07  
Taupe



U19  
Leisuretex Black

T52  
Laterite

T75  
Concrete

T54  
Volcanic Ash

F09  
Anthracite

C118  
Ottoman Stone

C54  
Coal

C48  
Black

S25  
Royal Black







W24  
Coral

W34  
Canary

U39  
Stamskin Orange

C88  
Olefin Marsala

S24  
Stripe Red Barcode

F71  
Rust

F42  
NEO Copper

C106  
Olefin  
Yellow

F51  
Orange Coral

C57  
Dolce Mango



F09  
Anthracite

C111  
Elios Nightshade | WP

C91  
Olefin Midnight Blue

C59  
Ibiza

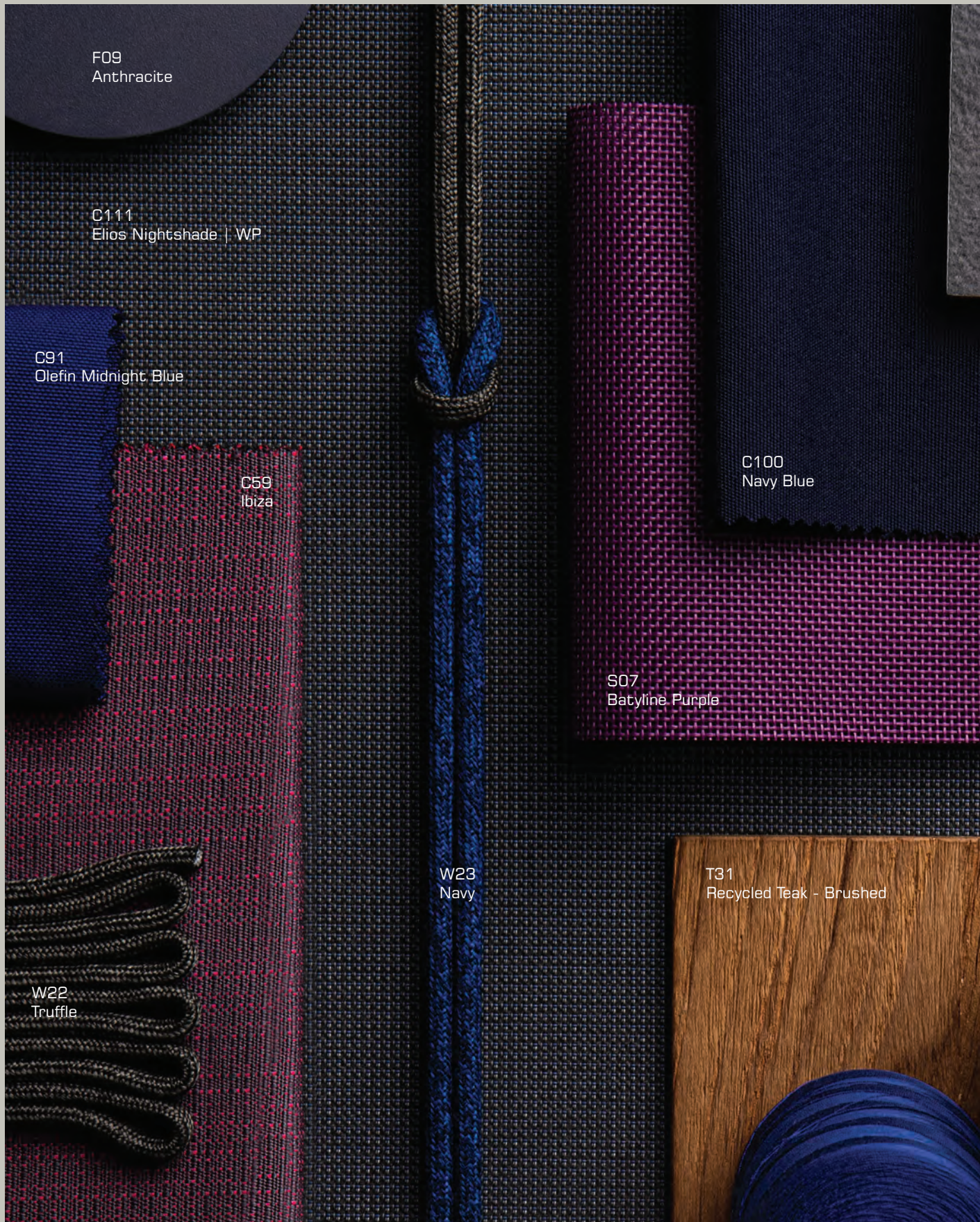
C100  
Navy Blue

S07  
Batyline Purple

W23  
Navy

T31  
Recycled Teak - Brushed

W22  
Truffle





S23  
Stripe Green Barcode

F69  
Champagne

T75  
Concrete

C86  
Olefin Olive

S28  
Batyline  
Sassy Green

F07  
Taupe

W20  
Willow

G114  
Heritage Leaf

S08  
Batyline Lime

C127  
Fischer Lagoon

U36  
Stamskin Lime

C78  
Mineral Blue Chine

C92  
Olefin Deep Sea

W36  
Barley

C72  
Olefin Marine

C58  
Dolce Oasis

C85B  
Marble Glacier Blue

W23  
Navy

F59  
Azure

S09  
Batyline Aruba



# TEXTILE GUIDE

380



Waterproof



Water-repellent



Water-resistant



Mesh



Cushions



Not Advised for Cushions



Pillows / Chair Pads



Not Advised for Pillows / Chair Pads



Upholstered Frames



Not Advised for Upholstered Frames



Padded Sling



Not Advised for Padded Sling



Sling



Not Advised for Sling



Sunroof



Not Advised for Sunroof



50% Recycled Fibers



Fire Retardant




IMO 2010 FTP Code Part 8 compliant

# PERFORMANCE TEXTILES | Grade A

Cushions / Mixed Applications / Not Suitable for Upholstered Frames




**C94 - ACQUA**  
100% solution dyed acrylic | Waterproof | 300 gr/m<sup>2</sup>




**C98 - CORAL**  
100% solution dyed acrylic | Water-repellent | 240 gr/m<sup>2</sup>




**C59 - IBIZA**  
100% solution dyed acrylic | Water-repellent | 270 gr/m<sup>2</sup>




**C95 - COCO**  
100% solution dyed acrylic | Waterproof | 300 gr/m<sup>2</sup>




**C52 - MINERAL BLUE**  
100% solution dyed acrylic | Water-repellent | 260 gr/m<sup>2</sup>




**C100 - NAVY BLUE**  
100% solution dyed acrylic | Water-repellent | 260 gr/m<sup>2</sup>



**C97 - CORAL DUST**  
100% solution dyed acrylic | Waterproof | 300 gr/m<sup>2</sup>



**C50 - TAUPE**  
100% solution dyed acrylic | Water-repellent | 260 gr/m<sup>2</sup>



**C56 - CAROUSEL**  
59,6% polyester 40,4% acrylic | Water-repellent | 400 gr/m<sup>2</sup>




**C96 - GRAFITO**  
100% solution dyed acrylic | Waterproof | 300 gr/m<sup>2</sup>




**C53 - TEAK**  
100% solution dyed acrylic | Water-repellent | 260 gr/m<sup>2</sup>



**C57 - DOLCE MANGO**  
100% solution dyed acrylic | Water-repellent | 260 gr/m<sup>2</sup>



**C48 - BLACK**  
100% solution dyed acrylic | Water-repellent | 260 gr/m<sup>2</sup>



**C49 - WHITE**  
100% solution dyed acrylic | Water-repellent | 260 gr/m<sup>2</sup>



**C58 - DOLCE OASIS**  
100% solution dyed acrylic | Water-repellent | 260 gr/m<sup>2</sup>



**C54 - COAL**  
100% solution dyed acrylic | Water-repellent | 260 gr/m<sup>2</sup>



**C78 - MINERAL BLUE CHINE**  
100% solution dyed acrylic | Water-repellent | 260 gr/m<sup>2</sup>

# SIGNATURE TEXTILES | Grade B

Cushions / Pillows / Pads / Not Suitable for Upholstered Frames



**C120 - HORIZON LATTE** NEW  
100% solution dyed acrylic | Water-repellent | 380 gr/m<sup>2</sup>



**C114 - HERITAGE LEAF** NEW  
100% solution dyed acrylic | Water-repellent | 350 gr/m<sup>2</sup>



**C85B - MARBLE GLACIER BLUE**  
100% solution dyed acrylic | Water-repellent | 345 gr/m<sup>2</sup>



**C119 - HORIZON STONE** NEW  
100% solution dyed acrylic | Water-repellent | 380 gr/m<sup>2</sup>



**C109 - HERITAGE GRANITE**  
100% solution dyed acrylic | Water-repellent | 350 gr/m<sup>2</sup>



**C85I - MARBLE GLACIER ICE**  
100% solution dyed acrylic | Water-repellent | 345 gr/m<sup>2</sup>



# SAILCLOTHS | Grade C

Mixed Applications / Suitable for Upholstered Frames



**C115 - SAILCLOTH SAHARA** NEW  
100% solution dyed acrylic | Water-repellent | 400 gr/m<sup>2</sup>



**C69 - SAILCLOTH SHADOW**  
100% solution dyed acrylic | Water-repellent | 400 gr/m<sup>2</sup>



**C70 - SAILCLOTH SAILOR**  
100% solution dyed acrylic | Water-repellent | 400 gr/m<sup>2</sup>




**C60 - SAILCLOTH SEAGULL GREY**  
100% solution dyed acrylic | Water-repellent | 400 gr/m<sup>2</sup>



# SPECIALTY TEXTILES | Grade D

Mixed Applications




**C117 - OTTOMAN ASH** NEW  
100% solution dyed acrylic | Water-repellent | 632 gr/m<sup>2</sup>



**C125 - ELIOS NIGHTSHADE | WP** NEW  
Premium synthetic blend, soft touch | Waterproof | 540 gr/m<sup>2</sup>



**C126 - ELIOS OATMEAL | WP** NEW  
Premium synthetic blend, soft touch | Waterproof | 540 gr/m<sup>2</sup>




**C118 - OTTOMAN STONE** NEW  
100% solution dyed acrylic | Water-repellent | 632 gr/m<sup>2</sup>



**C111 - ELIOS NIGHTSHADE | Non WP**  
Premium synthetic blend, soft touch | Water-resistant | 450 gr/m<sup>2</sup>



**C113 - ELIOS OATMEAL | Non WP**  
Premium synthetic blend, soft touch | Water-resistant | 450 gr/m<sup>2</sup>



**U42 - SAILING SEAGULL GREY** NEW  
Premium synthetic blend | Water-resistant | 580 gr/m<sup>2</sup>




**C112 - ELIOS COBBLE | Non WP**  
Premium synthetic blend, soft touch | Water-resistant | 450 gr/m<sup>2</sup>



# LUXURY | Grade E


Mixed Applications



**C122 - ASPHALT** NEW  
100% solution dyed acrylic | Water-repellent | 430 gr/m<sup>2</sup>




**C129 - MIDORI STONE** NEW  
100% solution dyed acrylic | Water-repellent | 478 gr/m<sup>2</sup>




**C123 - TORTILLA** NEW  
100% solution dyed acrylic | Water-repellent | 430 gr/m<sup>2</sup>




**C127 - FISCHER LAGOON** NEW  
100% solution dyed acrylic | Water-repellent | 470 gr/m<sup>2</sup>



**C121 - RICE** NEW  
100% solution dyed acrylic | Water-resistant | 490 gr/m<sup>2</sup>



**C128 - VOYAGE DUNE** NEW  
100% solution dyed acrylic | Water-repellent | 468 gr/m<sup>2</sup>



**C124 - LATTE VELOUR** NEW  
100% solution dyed acrylic | Water-repellent | 500 gr/m<sup>2</sup>



# SMART TEXTILES | Grade F

Designed for Upholstered Frames

384



**U19 - LOUNGE BLACK**  
Premium synthetic blend | Water-resistant | 450 gr/m2



**U31 - LEISURETEX GREY**  
Premium synthetic blend | Waterproof | 520 gr/m2



**U28 - PINSTRIPE MOCCA**  
Premium synthetic blend | Mesh | 440 gr/m2



**U20 - LOUNGE NUTMEG**  
Premium synthetic blend | Water-resistant | 450 gr/m2




**U30 - LEISURETEX BLACK**  
Premium synthetic blend | Waterproof | 520 gr/m2



**U27 - PINSTRIPE SAND**  
Premium synthetic blend | Mesh | 440 gr/m2



**U18 - LOUNGE WHITE**  
Premium synthetic blend | Water-resistant | 450 gr/m2




**S25 - ROYAL BLACK**  
Premium synthetic blend | Mesh | 740 gr/m2



# FAUX-LEATHER | Grade G

Designed for Upholstered Frames




**U41 - STAMSKIN AVORIO** NEW  
Multi-layer composite / Polyamide-jersey | Waterproof | 780 gr/m2



**U36 - STAMSKIN LIME**  
Multi-layer composite / Polyamide-jersey | Waterproof | 780 gr/m2




**U37 - STAMSKIN PURPLE**  
Multi-layer composite / Polyamide-jersey | Waterproof | 780 gr/m2




**U40 - STAMSKIN BISON**  
Multi-layer composite / Polyamide-jersey | Waterproof | 780 gr/m2




**U39 - STAMSKIN ORANGE**  
Multi-layer composite / Polyamide-jersey | Waterproof | 930 gr/m2



**U33 - STAMSKIN WHITE**  
Multi-layer composite / Polyamide-jersey | Waterproof | 780 gr/m2



**U34 - STAMSKIN BLACK**  
Multi-layer composite / Polyamide-jersey | Waterproof | 780 gr/m2



**U35 - STAMSKIN GREY TAUPE**  
Multi-layer composite / Polyamide-jersey | Waterproof | 780 gr/m2





# CASUAL TEXTILES | Grade H

Designed for Decorative Pillows & Pads

Note : Advised for semi-outdoor, store when not in use



**C108 - OLEFIN MOONROCK**  
100% Olefin | Water-resistant | 290 gr/m2




**C45 - OLEFIN WHITE**  
100% Olefin | Water-resistant | 290 gr/m2



**C87 - OLEFIN PEAR**  
100% Olefin | Water-resistant | 250 gr/m2




**C107 - OLEFIN PRESTIGE**  
100% Olefin | Water-resistant | 290 gr/m2



**C81 - OLEFIN BLACK**  
100% Olefin | Water-resistant | 290 gr/m2



**C86 - OLEFIN OLIVE**  
100% Olefin | Water-resistant | 250 gr/m2



**C46 - OLEFIN STONE**  
100% Olefin | Water-resistant | 290 gr/m2




**C72 - OLEFIN MARINE**  
100% Olefin | Water-resistant | 290 gr/m2



**C106 - OLEFIN YELLOW**  
100% Olefin | Water-resistant | 290 gr/m2




**C71 - OLEFIN CREME**  
100% Olefin | Water-resistant | 290 gr/m2



**C91 - OLEFIN MIDNIGHT BLUE**  
100% Olefin | Water-resistant | 250 gr/m2




**C90 - OLEFIN TANGERIN**  
100% Olefin | Water-resistant | 250 gr/m2



**C41 - OLEFIN TAUPE**  
100% Olefin | Water-resistant | 290 gr/m2



**C92 - OLEFIN DEEP SEA**  
100% Olefin | Water-resistant | 250 gr/m2



**C88 - OLEFIN MARSALA**  
100% Olefin | Water-resistant | 250 gr/m2



**C47 - OLEFIN SAND**  
100% Olefin | Water-resistant | 290 gr/m2




\*note that this is not available for standard upholstery cushions. Seat pads and pillows only



# SOFT TOUCH SLING | Grade P

Suitable for Sling & Padded Sling



**S29 - EDEN ACIER**

PVC composite - synthetic fibers | 450 gr/m<sup>2</sup>

**NEW**



**S31 - EDEN GLACIAL WHITE**

PVC composite - synthetic fibers | 450 gr/m<sup>2</sup>

**NEW**



**S30 - EDEN BEIGE GREY**

PVC composite - synthetic fibers | 450 gr/m<sup>2</sup>

**NEW**



**S32 - EDEN LIGHT GREY**


PVC composite - synthetic fibers | 450 gr/m<sup>2</sup>

**NEW**



# STRIPES SLING | Grade Q

Note : Not advised for shade structures




**S23 - STRIPE GREEN BARCODE**

Premium synthetic blend | 525 gr/m<sup>2</sup>



**S24 - STRIPE RED BARCODE**

Premium synthetic blend | 525 gr/m<sup>2</sup>



**S21 - STRIPE ORANGE BARCODE**

Premium synthetic blend | 525 gr/m<sup>2</sup>




## BRAIDING NEW

MAMAGREEN's braiding is made of olefin, an Oeko-Tex certified synthetic fabric and has high weather ability. It is stain, mildew and abrasion resistant. Colors can weather slightly yet remain vibrant for an extended period of time. Quick Dry Foam insert

388



**B01 - DARK ASH**  
Weight : 370 gr/m2



**B02 - DOVE GREY**  
Weight : 370 gr/m2



**B03 - CACTUS**  
Weight : 370 gr/m2

## FIBER WEAVE | FLAT PATTERNS



**W38 - ARABESCATO** NEW  
HDPE - 0.95 gr/cm3  
Application : Backrest



**W40 - URBAN BLUE** NEW  
HDPE - 0.95 gr/cm3  
Application : Backrest



**W26 - JAVA**  
HDPE - 0.95 gr/cm3  
Application : Backrest



**W25 - MACCHIATO**  
HDPE - 0.95 gr/cm3  
Application : Backrest



**W27 - BREEZE**  
HDPE - 0.95 gr/cm3  
Application : Backrest




**W35 - ALABASTER**  
HDPE - 0.95 gr/cm3  
Application : Backrest



## FIBER WEAVE | ROUND




**W13 - SNOW WHITE**  
HDPE - 0.95 gr/cm3  
Application : Backrest / Seatrest



**W09 - AMAZON**  
HDPE - 0.95 gr/cm3  
Application : Backrest / Seatrest



**W10 - HONEY**  
HDPE - 0.95 gr/cm3  
Application : Backrest / Seatrest



**W14 - PEPPER**  
HDPE - 0.95 gr/cm3  
Application : Backrest / Seatrest



## ROPE WEAVE

MAMAGREEN's rope is made of olefin, an Oeko-Tex certified synthetic fabric and has high weatherability and anti-mildew capacities. Colors can weather slightly yet remain vibrant for an extended period of time. Ideal to clean stains and spills as soon as possible with a dry cloth. Regular cleaning with soapy lukewarm water, will extend the good looks of the furniture pieces.



**W36 - BARLEY**  
Olefin - 14 gr/m  
Application : Backrest




**W33 - RAVEN**  
Olefin - 14 gr/m  
Application : Backrest



**W22 - TRUFFLE**  
Olefin - 14 gr/m  
Application : Backrest



**W20 - WILLOW**  
Olefin - 14 gr/m  
Application : Backrest



**W24 - CORAL**  
Olefin - 14 gr/m  
Application : Backrest



**W34 - CANARY**  
Olefin - 14 gr/m  
Application : Backrest



**W32 - PEARL**  
Olefin - 14 gr/m  
Application : Backrest



**W23 - NAVY**  
Olefin - 14 gr/m  
Application : Backrest



## WEBBING | KEOPS®

Blended with natural hemp fiber, KEOPS is a supremely comfortable, high end option for webbing. Cleaning can be done using the Serge Ferrari 500 Cleaner (or a similar PH neutral textile detergent).



**W12 - COCOA**  
Application : Backrest



**W11 - DUNE**  
Application : Backrest



**W21 - HERON WHITE**  
Application : Backrest



## TEAK

Teak (scientific name *Tectona Grandis*) is a premium hardwood, native to South East Asia, with a very high natural oil content. Highly resistant to rotting, fungi, warping and water absorption, teak remains durable even in an extreme climate.


Exposed to sunlight, the color of teak will gradually change from honey brown to silver grey. This weathering does not affect the performance or quality of the timber. Various products are on the market to clean, protect or restore teak.




### RECYCLED TEAK



Where possible, we use reclaimed teak from abandoned buildings. Recycled teak has character: from holes where bolts were used, to nail holes, damage from hinges and other imperfections; all combine to give recycled teak its unique look. We do not attempt to hide these characteristics; we feel that each aesthetic imperfection in the wood adds to the exceptional feeling in the furniture.



**T31 - RECYCLED TEAK BRUSHED**



**T30 - RECYCLED TEAK SMOOTH SANDED**

### PREMIUM TEAK

Grade A sustainably harvested teak is carefully sourced from responsibly managed and fully certified teak farms in Java.

Smooth sanded teak looks best with simple, regular cleaning, especially if the furniture is placed under trees or used regularly for dining. Wash with a mild household soap and lukewarm water to avoid mildew, caused organically by dirt gathering in the grains and notches.

All Mamagreen teak furniture is treated with Golden Care "Teak Shield", whose protective layer protects against marks, without stopping the silver grey weathering process.



**T24 - PREMIUM TEAK SMOOTH SANDED**




**WEATHERED SILVER GREY**

### DRIFT-LOOK TEAK

MAMAGREEN drift-look teak is showcasing both natural and handmade distress marks. This 'extra-distressed', recycled teak is then finished, either 'as original', or in rich espresso.

Highly contemporary, texture-rich Drift-look teak is used in our iconic AIKO Collection.



**F37 - ESPRESSO FINISH**



**F36 - ORIGINAL FINISH**


## HPL

Italian manufactured High Pressure Laminate (HPL) is an eye-catchingly modern element for outdoor furniture, which will complement any residential or commercial space. Advanced technological manufacturing involves bonding sheets of kraft paper and aluminum with animoplastic resins, using high pressure and heat.

HPL tops do not require particular maintenance that goes beyond normal cleaning with hot water and liquid soap. Common detergents and solvents, thinners and steam can be

used for stubborn stains. Avoid, however, any alkaline or bleach products. Stains on Alpes White could be more visible and a bit more difficult to clean, compared to multi colored stone motives. As HPL has anti-static capacities, table tops do not attract dust. Wax or wax based products should not be applied as protection.


Extreme UV-exposure will cause some discoloration, without impacting the structural integrity of this material; protective covers will extend the beautiful look for many years.



**T75 - CONCRETE**

Multiple layers of kraft paper with aminoplastic resins | 1.4 gr/cm<sup>3</sup>  
Application : Table Top / Tray

**NEW**



**T38 - ALPES WHITE**

Multiple layers of kraft paper with aminoplastic resins | 1.4 gr/cm<sup>3</sup>  
Application : Table Top / Tray




**T37 - SLATE**

Multiple layers of kraft paper with aminoplastic resins | 1.35 gr/cm<sup>3</sup>  
Application : Table Top / Tray




**T61 - CARRARA WHITE**

Multiple layers of kraft paper with aminoplastic resins | 1.4 gr/cm<sup>3</sup>  
Application : Table Top / Tray




**T52 - LATERITE**

Multiple layers of kraft paper with aminoplastic resins | 1.4 gr/cm<sup>3</sup>  
Application : Table Top / Tray




**T54 - VOLCANIC ASH**

Multiple layers of kraft paper with aminoplastic resins | 1.4 gr/cm<sup>3</sup>  
Application : Table Top / Tray



**T62 - CARRARA BLACK**

Multiple layers of kraft paper with aminoplastic resins | 1.4 gr/cm<sup>3</sup>  
Application : Table Top / Tray



**T39 - SCRATCHED GREY**

Multiple layers of kraft paper with aminoplastic resins | 1.4 gr/cm<sup>3</sup>  
Application : Table Top / Tray

## ALUMINUM

Rigid, yet light weight, alloy 6063 aluminum is a sturdy metal, very well suited for outdoor furniture, with structural anti-rust capacities. Powder coating protects against surface corrosion. Applying electrostatically charged dry paint, baked in an oven, the paint becomes a protective layer with a uniform color and texture.

Powder coated frames can be easily cleaned with a soft brush and soapy water. To handle the occasional scratch mark, we provide touch up kits in a similar color.

## GALVANIZED STEEL

Powdercoated Galvanized Steel, protected with a zinc layer, has high corrosion resistance. Furniture made with a galvanized steel frame is very sturdy, and suitable for windy areas such as rooftops, but not advised for beachfront properties.

The industrial production process creates a random textured surface which is part of the design.

## STAINLESS STEEL

Unmatched in strength and beauty, stainless steel frames are extremely suitable for most outdoor environments.

We generally use 304 stainless steel, an iron alloy with a high corrosion resistance, thanks to its unique chrome addition and nickel content, in a hairline finish, with subtle continuous, uni-directional grind marks. This finish will last well, when regularly cleaned, however, susceptible to tea staining is not advised in a marine environment, exposed to chlorinated or salt water.

A number of our collections are available with powder coated 304 stainless steel frames. This finish will perform very well - also in a coastal environment - protected by a UV resistant, durable, low maintenance powder coating on top of a strong epoxy primer.

Marine grade 316 stainless steel in a shiny mirror look finish is used in the ALBATROSS Collection, and available for custom projects, such as beach front properties or cruise ships.



**304 HAIRLINE FINISH**




**316 MIRROR POLISHED**



## PREMIUM POWDER COATING COLORS | HOSPITALITY & RESIDENTIAL

**ULTRA DURABLE** | Increased Scratch & Corrosion Resistance




**F71 - RUST**

Polyester

Application : Frames / Table Top / Shell


**NEW**



**F69 - CHAMPAGNE**

Polyester


Application : Frames / Table Top / Shell



**F49 - IRON BLACK**

Polyester

Application : Frames / Table Top / Shell




**F77 - JET BLACK**

Polyester

Application : Frames / Table Top / Shell

**NEW**




**F50 - COTTON**

Polyester

Application : Frames / Table Top / Shell

**VINTAGE METALS** | Intentional Imperfections



**F65 - NEO BRONZE** (hammered)

Polyester


Application : Frames / Shell



**F42 - NEO COPPER**

Polyester

Application : Frames / Shell




**F41 - NEO BRASS**

Polyester

Application : Frames / Shell

## STANDARD POWDER COATING COLORS | RESIDENTIAL

**GLOSS** | Not advised for marine environments




**F78 - TAN**

Polyester

Application : Frames / Shell

**NEW**



**F04 - INK BLACK**

Polyester


Application : Frames / Shell



**F51 - ORANGE CORAL**

Polyester


Application : Frames / Shell



**F35 - URBAN WHITE**

Polyester

Application : Frames / Shell



**F59 - AZURE**

Polyester

Application : Frames / Shell


**SAND** | Not advised for table tops / sandy areas / beach / pool



**F03 - WHITE**

Polyester


Application : Frames / Shell



**F07 - TAUPE**

Polyester


Application : Frames / Shell



**F05 - BLACK**

Polyester

Application : Frames / Shell



**F09 - ANTHRACITE**

Polyester

Application : Frames / Shell

## PROTECTIVE COVERS

394

### PREMIUM winter-ready covers

Enabling your indoor lifestyle; to move outside

All weather solutions, effective for precipitation rates of up to 15 mm/hour.

- 100% PU coated HT polyester
- Heavy duty 180 gr/m2
- A special water-repelling inside cover for sewing seams
- High frost, water, mold and mildew resistance
- Suitable for use with all MAMAGREEN textiles / materials
- Color : Sand (742)

*\*\* When used for extended periods of time, ensure that the furniture is dry and clean before using the protective cover, and always air furniture regularly.*



Protective covers for sofas



Protective covers for table top only



Protective covers for stacking chairs



Outdoor furniture is a major investment, it's important to protect your MAMAGREEN pieces to maintain its good looks.

Winterizing isn't essential. It won't disintegrate in the winter months.

But frost, snow and freezing rain can cause some dirt and damage.

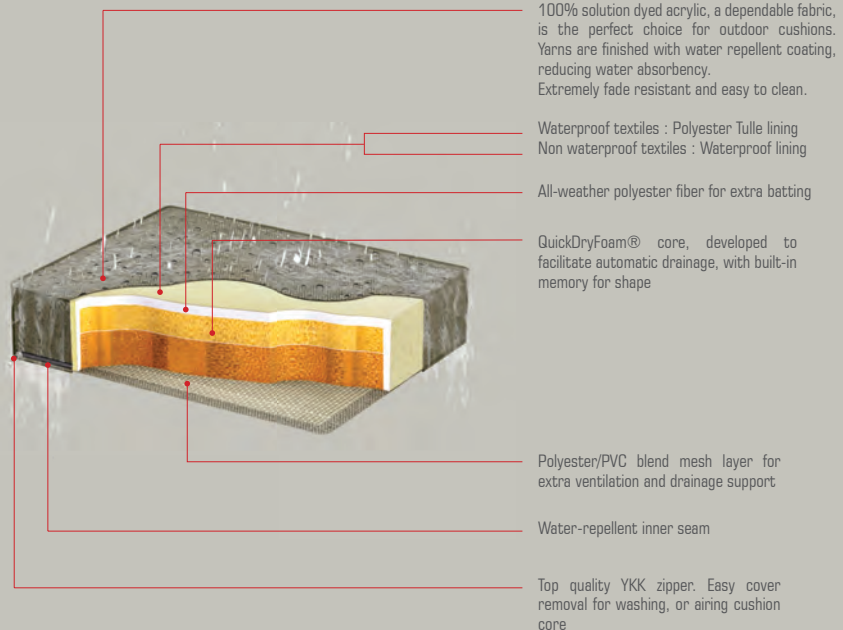
Store or cover your furniture if possible.

Air and clean thoroughly when the spring arrives.




# OUTDOOR CUSHION TECHNOLOGY

396



## Seam Styles



Boxed Standard Seam



Waterfall Seam



Boxed French Mattress



Boxed Piping



Boxed Contrast Piping



Semi-Rounded Faux Leather Piping



Semi-Rounded Big Welt

## OUTDOOR SPACE SUGGESTIONS Extend the lifetime of your furniture

It is our goal to give you as much possible options and advise, so you can enjoy your furniture for a very long period.

Tip : For use on grass or sand or uneven areas, advised to opt for sled legs, instead of post legs.

Tip : Tables with self-levelling gliders are available in certain collections.

### OUTDOOR (FULLY EXPOSED)

**FRAME :**

- Ultra Durable Powder-coated Aluminum / Stainless Steel
  - Teak
- 304 Stainless Steel

Tip : Select furniture pieces > 20 Lb / 9 Kgs in windy areas.

Tip : Use protective covers when not in use (Do not cover dirty or wet furniture for extended periods of time).

Clean and maintain your furniture regularly.



### MARINE / COASTAL ENVIRONMENTS

**FRAME :**

- 316 Stainless Steel
- Ultra Durable Powder-coated Aluminum
- Teak



Tip : Select furniture pieces > 20 Lb / 9 Kgs.  
Tip : Use protective covers when not in use (after cleaning).  
Tip : Store cushions inside if possible.  
Clean and maintain your furniture very regularly.



### COVERED (SEMI-OPEN AREAS)

**FRAME :**

- Powder-coated Aluminum / Stainless Steel
  - Teak
  - Galvanized Steel
  - 304 Stainless Steel

Tip : Let the furniture breathe, avoid covering for long periods. Cleaning will extend the beautiful looks of the furniture.



### POOL FURNITURE

**FRAME :**

- Ultra Durable Powder-coated Aluminum
- Teak
- 316 Stainless Steel

Tip : Use mesh textiles as much as possible.

Tip : Use protective covers when not in use (Do not cover dirty or wet furniture for extended periods of time).  
Clean and maintain your furniture regularly.

## WARRANTY

MAMAGREEN furniture pieces are designed, developed, and manufactured for residential, commercial, or hospitality outdoor spaces. Manufacturing is done by skilled craftspeople in MAMAGREEN's own facilities. All items are carefully checked during each production process, using strict quality control standards, and inspected and securely packed by MAMAGREEN.

### Part 1. Damage upon delivery

MAMAGREEN advises buyers to always inspect all boxes and all products upon delivery.

If packaging and boxes show any sign of damage, please inspect them immediately upon delivery, and prepare a proof of damage acknowledgment from the freight company. Note that in some cases furniture can be damaged, due to handling or transport, without showing any damage to the packaging.

If products show any sign of damage upon delivery, due to freight, handling, transport, transit, or delivery, or if a manufacturing defect is suspected, it should be reported by the original buyer immediately (within five (5) days of receipt of goods), to MAMAGREEN, in writing, and fully documented, including damage acknowledgment from the freight company, photography, description of damage, production code and other relevant information.

All deliveries are shipped at the purchaser's risk, unless specifically otherwise agreed upon in writing. Certain products can be shipped by courier; other products, however, require blanket-wrapped, specialized transport. MAMAGREEN recommends specific transport companies, but the agreement between the buyer and the transport company, including any relevant insurance, is the responsibility of the buyer.

In case damage was caused during unpacking, transport, transit, freight or delivery, MAMAGREEN will look for a relevant solution, together with the buyer and the transport company, taking into consideration relevant insurances.

Note that damage caused by third parties, never absolves the buyer to settle any outstanding amounts.

### Part 2. Damage due to manufacturing defects

MAMAGREEN warrants that its products are packed and shipped in good condition, and are free from manufacturing defects and defects in workmanship and materials for a specific period of time

MAMAGREEN furniture is partially handcrafted from natural, recycled and industrial materials; random imperfections, minor differences in weight or dimensions, texture, and color differences as well as weathering due to exposure to the elements, are considered normal and are excluded from the limited warranty.

In case MAMAGREEN products are well maintained and used correctly, they will give pleasure for many seasons. In the unlikely event that something goes wrong we will do our best to make things right.

#### Metal Frames

- Residential use - Warranted for **FIVE** years, starting from the date of delivery
- Commercial use - Warranted for **THREE** years, starting from the date of delivery

Structural damage, caused by a manufacturing defect, that prevents its intended use

This excludes normal wear and tear, such as, but not limited to: superficial changes, discolorations, abrasive wear, scratches and minor peeling of powder-coated surfaces, tea staining on stainless steel frames. Limitations as described below, apply.

#### Teak / HPL

- Residential use - Warranted for **THREE** years, starting from the date of delivery
- Commercial use - Warranted for **TWO** years, starting from the date of delivery

Structural damage, caused by a manufacturing defect, that prevents its intended use

This excludes normal wear and tear, such as, but not limited to weathering, color and texture changes, minor cupping, minor cracks or bending as well as random imperfections in natural materials and recycled teak (examples: knotholes, branch marks, hairline cracks, nail or bolt holes, construction marks and stains caused by wood-sap). Limitations as described below, apply.

#### Textiles / HPL / Weaves / Hardware

- Residential and Commercial use - Warranted for **ONE** year, starting from the date of delivery

This excludes normal wear and tear. Limitations as described below, apply.

Note that replacement parts, cushions, and cushion covers are available for purchase.

### Part 3. Limitations

Used as intended, maintained correctly, and well protected in extreme circumstances, MAMAGREEN furniture can be enjoyed for many years.

#### Limitations due to non-intended reasonable use

Our warranty is developed for the intended reasonable use, and any damage which occurs from the following causes is excluded from this limited warranty: smoking, sharp objects, misuse, abuse, renting or borrowing, alterations, accidents, placement of excessively hot items on the surface of the product, used by people who weigh above 150kg/300lbs, damage by pets or wild animals, sitting on backrests or armrests, sitting on wet seats, use for transport or any other use beyond the intended reasonable use of the furniture.

#### Limitations due to care and storage issues

Any damage due to improper storage, improper use of protective covers, incorrect maintenance, the application of improper finishes or care products, insufficient routine cleaning, non-replacement of worn glides, or lack of lubrication of mechanical parts will be excluded from the limited warranty. Maintenance is the sole responsibility of the owner/user and is required to keep the warranty in effect.

#### Limitations due to extreme conditions

Any damages which occur from the following causes are excluded from this limited warranty: natural disasters, extreme weather conditions, extremely high winds, floods, fires, earthquakes, accidents, war, violence, terrorism, or any other extreme condition.

#### Limitations for “Outlet” furniture pieces

Furniture from our outlet is sold “as is”, meaning that it might have been used for photography, display, or showroom purposes, and might show certain signs of use, and our limited warranty doesn’t apply.

### Part 4. Claim procedure

Written documentation is required prior to any judgment regarding defective products, including:

- Copy of the invoice/proof of purchase
- Photography of the relevant furniture, clearly illustrating the defect
- Description of the product, code, and manufacture date
- Description of the defect, and the time and circumstances when the defect was discovered
- Description of the packaging, clearly showing if the box was closed or opened upon delivery

Claims should be submitted either to the original place of purchase or fully documented to [info@mamagreen.com](mailto:info@mamagreen.com).

In the case that the damage is caused by a manufacturing defect, and within the limitations of the warranty, MAMAGREEN will, at its discretion: replace or repair the damaged product or parts or offer a credit to replace or purchase new products.

Shipping of replacements or replacement part is subject to a lead time of twelve to fourteen (12 – 14) weeks. Expedited or substituted replacement parts are subject to express charges. If the product is no longer sold by MAMAGREEN, MAMAGREEN has the right to provide an appropriate replacement, as determined by MAMAGREEN.

### Part 5. Maximum liability

Maximum liability is the purchase price of the failed product in the form of a credit to replace or purchase a new product.

MAMAGREEN will not be liable for any consequential, economic, or incidental damages or delays resulting from a product defect. In all cases, the warranty claimant will be solely responsible for all transport or freight costs resulting from the warranty claim.

MAMAGREEN will not cover any damage or injuries to third parties, such as: but not limited to injuries to people or animals, damage to clothes, floors, walls, furnishing, and any other consequential damages.

Implied warranties don’t apply.

## **20 Years Of Making A Difference In Outdoor Design**


[peter@capegrp.com.au](mailto:peter@capegrp.com.au)


[capeoutdoor.com.au](http://capeoutdoor.com.au)



 [peter@capegrp.com.au](mailto:peter@capegrp.com.au)

 [capeoutdoor.com.au](http://capeoutdoor.com.au)

 [cape\\_outdoor](https://www.instagram.com/cape_outdoor)

 [capeoutdoor](https://www.facebook.com/capeoutdoor)

 [capeoutdoor](https://www.pinterest.com/capeoutdoor)