

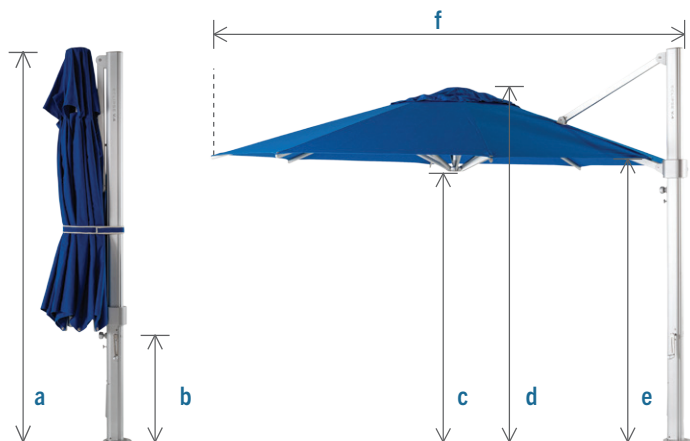


ECLIPSE[®] V.4

Heavy Duty Cantilever Umbrella




ECLIPSE[®] V.4 Australia's Best Cantilever Umbrella




Standard Colours


Canopies are made of Premium 100% Solution Dyed Acrylic Canvas with a 10 year warranty against fading.**



Smoked
Tweed



Slate



Natural

Fabric colours may vary slightly from printed swatches shown above. Other colours available to order, surcharge may apply.

**10 year warranty is for residential use and relates to fading of the colour only

Frames

Frames are made of Marine Grade Anodised Aluminium with a 5 year warranty against mechanical defects.



HEAVY DUTY
EXTRUDED
ALUMINIUM MAST



INFINITY TILT
SYSTEM



SILENT CRANKING
SYSTEM



STAINLESS STEEL
SPIGOT (INCLUDED)

Dimensions

*All measurements are rounded and are subject to change.



3m sq



4m oct



3m x 4m rect



3.5m sq

Dimensions of closed umbrella

a: Mast height (cm)	283	283	283	283
b: Distance from arms to ground (cm)	68	80	34	34
Weight of umbrella when folded (kg)	44	45	46	47

Dimensions of open umbrella

c: Height to canopy hub (cm)	205	207	212	212
e: Height to edge of canopy (cm)	210	210	210	210
d: Total height to top of canopy (cm)	283	275	285	289
f: Distance from back of mast to front edge of canopy (cm)	329	405	329	375
Width of canopy (cm)	300	400	400	350
Canopy Shade Area	9m ²	11.3m ²	12m ²	12.25m ²

Packaging Dimensions

Dimensions of cardboard packaging (cm)	295x51x30	295x51x30	295x51x30	295x51x30
Weight of umbrella when packaged in carton with spigot (kg)	60	62	63	64

Wind guidance*

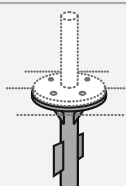
Installed wind rating (km/h)	65	65	50	50
Freestanding base rating (km/h)	30	30	Install only	Install only

*The above wind speeds are provided as a guide only. Refer to our website and Product Owner Manual provided with the umbrella for more information. The product warranty does not cover wind damage regardless of wind speed.

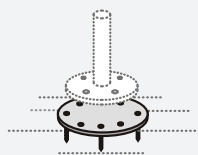
Base and Installation options



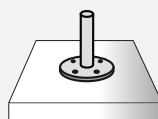
Stainless Steel Spigot -
for direct fixing to
concrete



In Ground Fitting - set in
a concrete footing



Base Plate 315mm ϕ -
to bolt to timber
decking



880 Base with Aluminium Cover